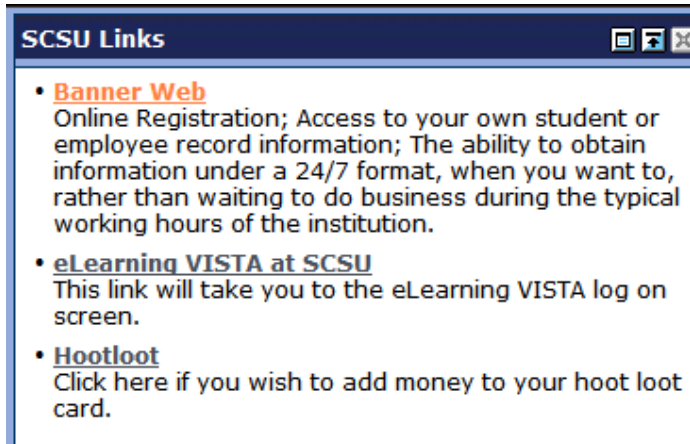


# How to Register for Classes


Go to <http://myscsu.southernct.edu/cp/home/loginf> , and log in using your username and password

Click on the BannerWeb link



This will bring you to the following page:


---



## Personal Information


**For All Web Users**

- Change your PIN
- Check your address or emergency contact information
- View your MySCSU Logon ID



## Student Services

- check your Admissions application status
- check your schedule, status, or account information
- look for registration holds
- register for classes
- add/drop classes
- Pay Bill
- check your financial aid information
- view final grades
- view academic transcript



Click on "Student Services"

Click on "Registration"



## Student Services

---

### [Admissions](#)

Review existing applications, their status, and the status of supporting requirements.

### [Registration](#)

View schedules, withdrawal information, registration, add/drop and view/pay bill.

### [Student Records](#)

View your final grades. View your academic transcript (unofficial). View your registration holds. Check your account information (charges and payments), and pay bill by credit card or check.

### [View Placement Test Scores](#)

View your placement test scores.

### [Apply for Housing](#)

Housing application for continuing students. In order to access the housing application you must first pay your housing deposit.



### [eBill+ Payment Suite](#)

eBill Student Account Suite. Click here to view your billing statements, make payments, sign up for a payment plan, and manage your student account.



### [Add Money to Hoot Loot](#)

If you wish to add money to your Hoot Loot card, please click here [hootloot.southernct.edu](http://hootloot.southernct.edu).

This will lead you to the Registration page with instructions on how to search for and register for courses.