

# English Language Pathways Program

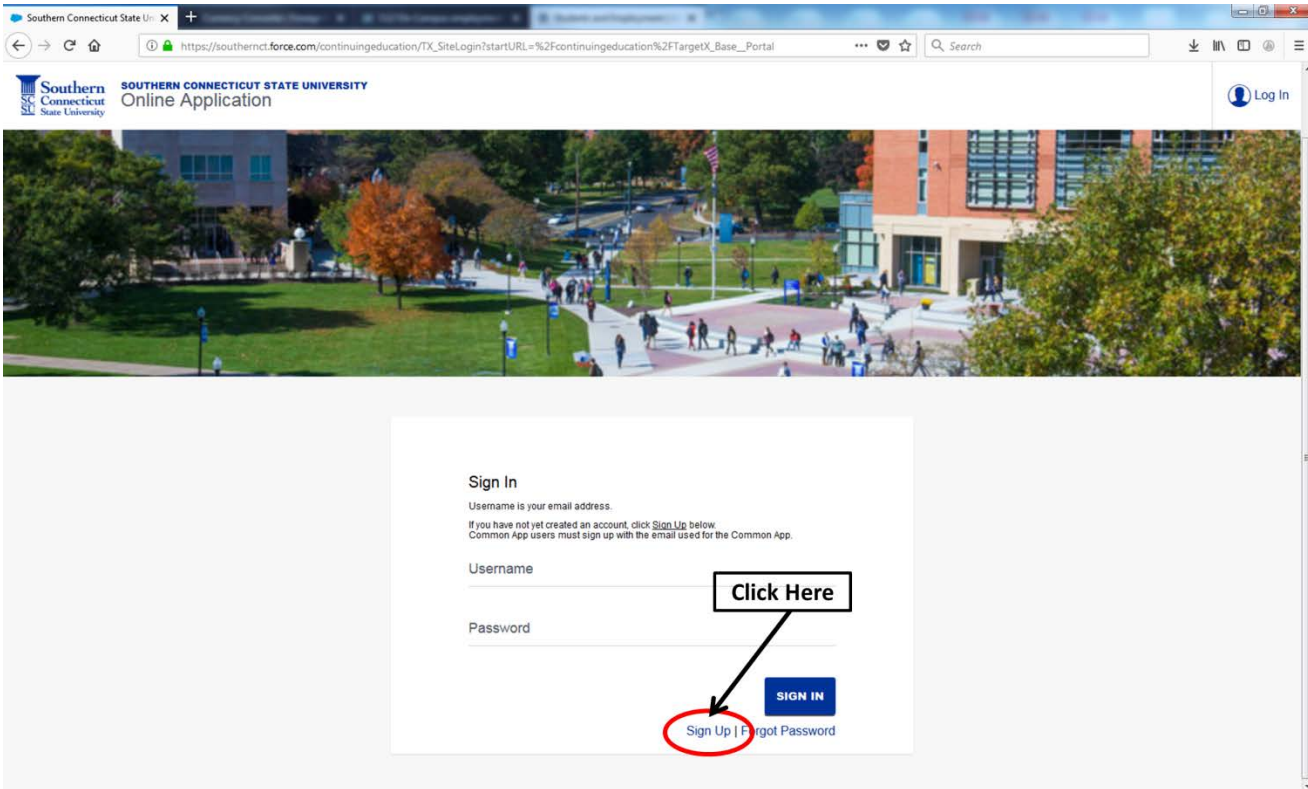
(अंग्रेजी भाषा मार्ग कार्यक्रम)

*Application Instructions*

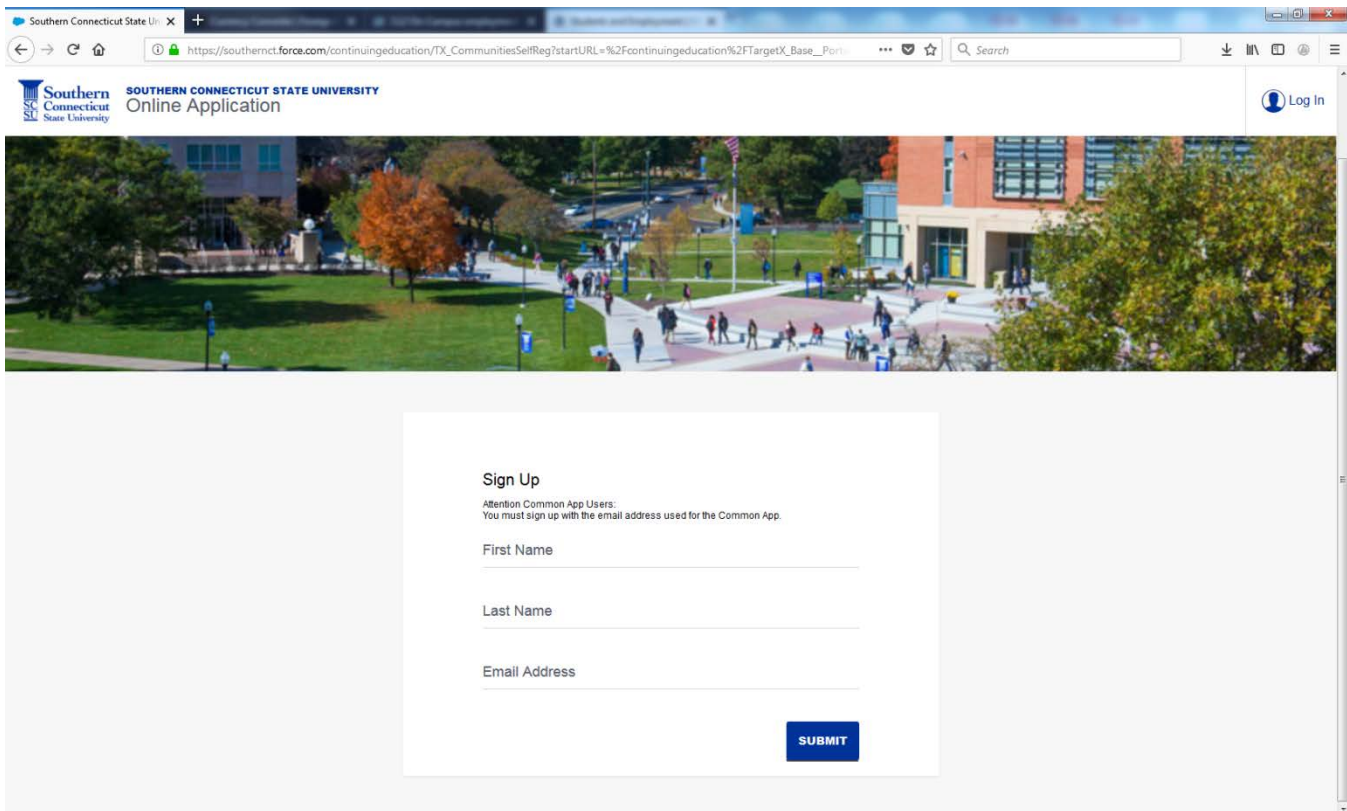
(आवेदन निर्देश)

के लिए ऑनलाइन आवेदन कैसे करें

1. Go to: <https://southernct.force.com/continuingeducation>  
(यहाँ जाओ: <https://southernct.force.com/continuingeducation> की वेबसाइट पर जाएं)
2. If you are a new user, click “Sign up”  
(यदि आप एक नया उपयोगकर्ता हैं, तो "साइन अप"[Sign Up] क्लिक करें, यह आपको रजिस्ट्रेशन पेज पर ले जाएगा।)



3. Enter your first name, last name, email address, and click submit:  
(अपना पहला नाम, अंतिम नाम, ईमेल पता डालें और सबमिट बटन पर क्लिक करें।)



4. Check your email. In the email, you will click to create your password.  
(अपने ईमेल की जांच करें । ईमेल में, आप अपना पासवर्ड बनाने के लिए लिंक पर क्लिक करें ।)

5. Go to: <https://southernct.force.com/continuingeducation> and sign in.  
(यहाँ जाओ: <https://southernct.force.com/continuingeducation> और साइन इन करें ।)

Your “Username” is your email address.

(आपका "उपयोगकर्ता नाम (User name)" आपका ईमेल पता है ।)

Your “Password” is the password you created.

(आपका "पासवर्ड" पासवर्ड(password) आपके द्वारा बनाया गया है ।)


6. Click “Start a New Application”

(एक नया आवेदन शुरू करने के लिए “Start a New Application” बटन पर क्लिक करें ।)

https://southernct.force.com/continuingeducation/target\_base\_portain?r=

Welcome to SCSU Continuing Education

Application



Applications


Click Here

No Applications Started

START A NEW APPLICATION

7. Select “Continuing Education Application”  
 (“Continuing Education Application” को चुनें और “START APPLICATION” बटन पर क्लिक करे |)

Southern Connecticut State University SOUTHERN CONNECTICUT STATE UNIVERSITY Online Application Sign Out

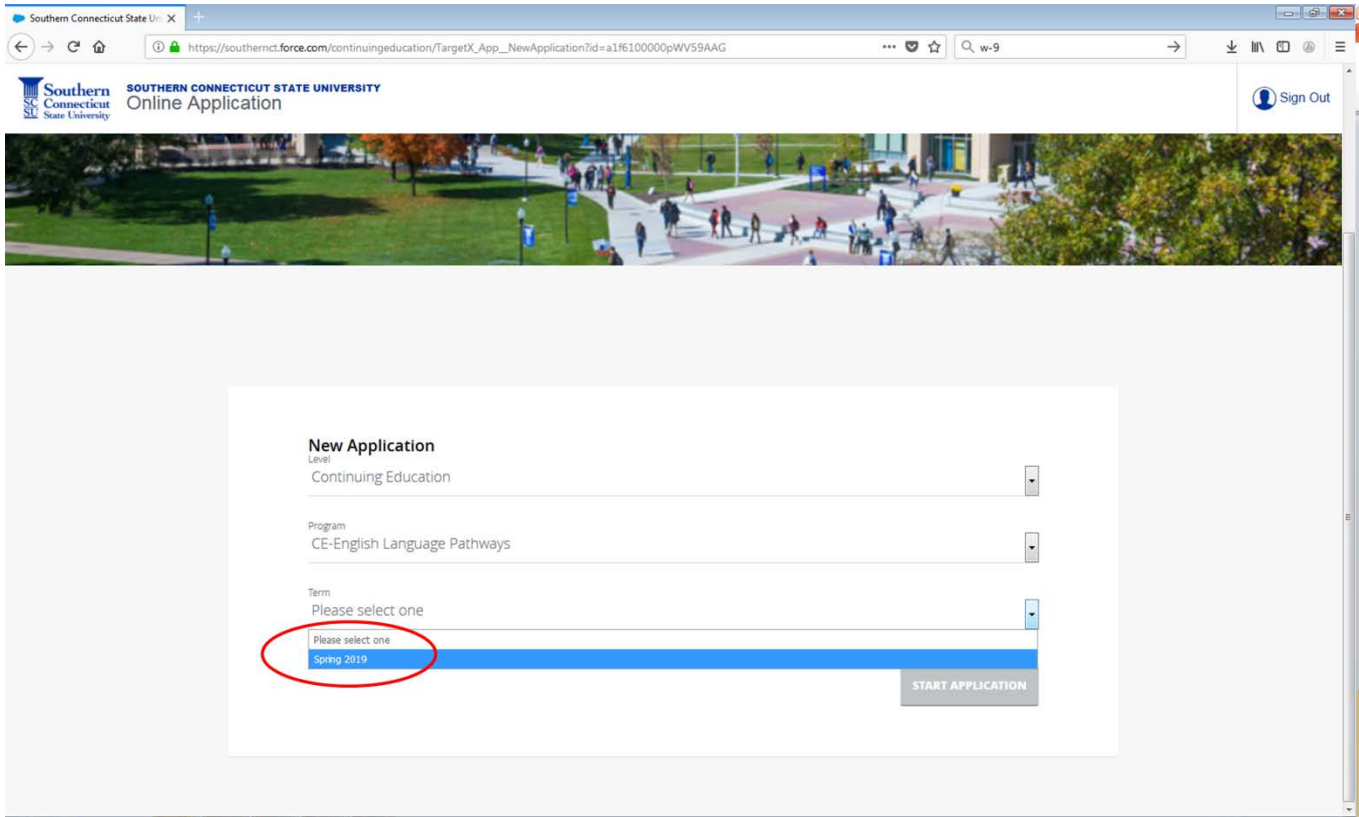


Graduate Online Application	Undergraduate Online Application	Continuing Education Application
1% COMPLETE	1% COMPLETE	1% COMPLETE
START APPLICATION	START APPLICATION	START APPLICATION

8. You will select the type of application from the menus (there will only be one option in each category):

(आप मेनू से आवेदन के प्रकार को चुनें। (वहाँ केवल प्रत्येक श्रेणी में एक विकल्प होगा):

- a. Level: “Continuing Education”
- b. Program: “CE-English Language Pathways”
- c. Term: “Spring 2019”



Screenshot of the Southern Connecticut State University Online Application form. The form is titled "New Application" and has three dropdown menus. The first menu is "Level" with "Continuing Education" selected. The second menu is "Program" with "CE-English Language Pathways" selected. The third menu is "Term" with "Please select one" selected. The "Spring 2019" option is highlighted in blue and circled in red. A "START APPLICATION" button is visible at the bottom right of the form.

9. Complete application.

(आपका आवेदन पूरा हो गया है)