

English Language Pathways Program

Programma di percorsi di lingua inglese

Application Instructions

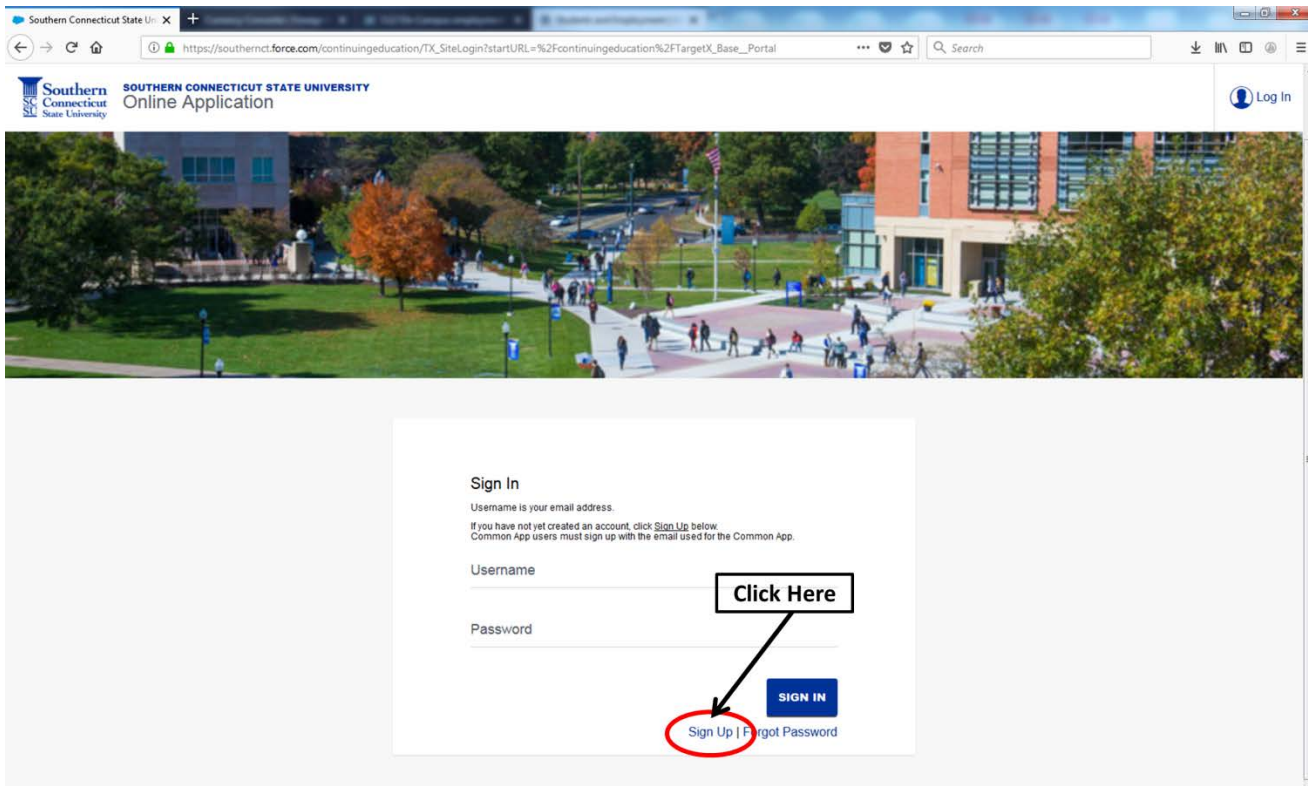
Istruzioni per l'applicazione

1. Go to: <https://southernct.force.com/continuingeducation>

Vai a: <https://southernct.force.com/continuingeducation>

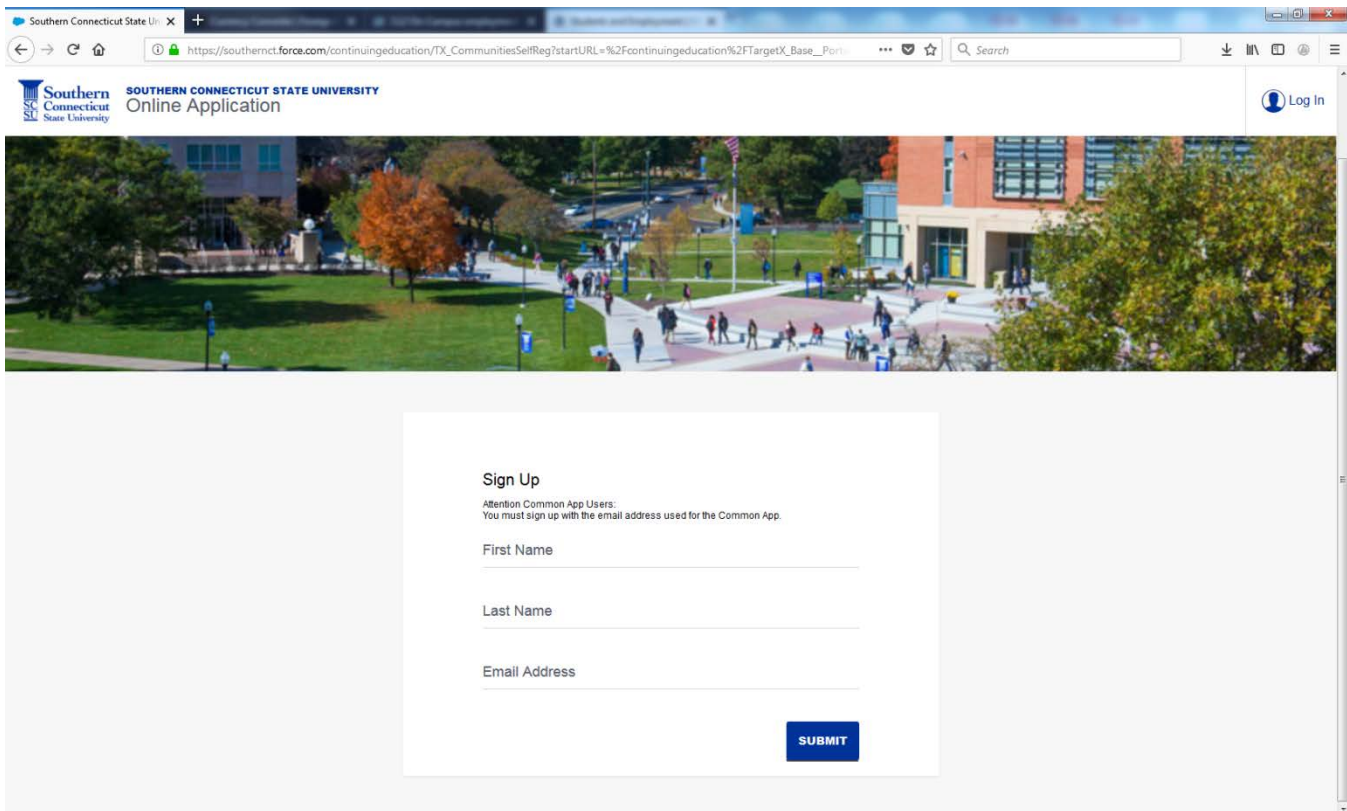
2. If you are a new user, click “Sign up”

Se sei un nuovo utente fai clic su "iscriviti"



3. Enter your first name, last name, email address, and click submit:

Inserisci il tuo nome, cognome, email e fai clic su "invia"



4. Check your email. In the email, you will click to create your password.
Controlla la tua e-mail.nell'email fai clic per creare la tua password.

5. Go to: <https://southernct.force.com/continuingeducation> and sign in.

Vai a : <https://southernct.force.com/continuingeducation> E accedi il tuo nome utente e il tuo indirizzo email.

Your “Username” is your email address.

E accedi il tuo nome utente e il tuo indirizzo email.

Your “Password” is the password you created.

Il Tuo password e il password che hai creato.


6. Click “Start a New Application”

Clic "avvia una nuova applicazione"

https://southerncti.torice.com/continuingeducation/target_base_portalm/

Welcome to SCSU Continuing Education

Application



Applications


Click Here

No Applications Started

START A NEW APPLICATION

7. Select “Continuing Education Application”
Selezionare " continua con l' applicazione educativa.

Southern Connecticut State University Online Application Sign Out



Graduate Online Application Undergraduate Online Application Continuing Education Application

1% COMPLETE START APPLICATION

1% COMPLETE START APPLICATION

1% COMPLETE START APPLICATION

8. You will select the type of application from the menus (there will only be one option in each category):
Selezionerai il tipo di applicazione dal menu (ci sarà un' opzione in ogni categoria)

- a. Level: “Continuing Education”
Livello " continua con l'applicazione.

b. Program: “CE-English Language Pathways”

Programma - “CE-English Language Pathways”

c. Term: “Spring 2019”

Termine “primavera 2019”

The screenshot shows a web browser window with the URL https://southernct.force.com/continuingeducation/TargetX_App_NewApplication?id=a1f610000pWV59AAG. The page header includes the Southern Connecticut State University logo and the text "SOUTHERN CONNECTICUT STATE UNIVERSITY Online Application" and "Sign Out". Below the header is a banner image of a university campus. The main content area features a "New Application" form with the following fields:

- Level: Continuing Education
- Program: CE-English Language Pathways
- Term: Please select one

The "Term" dropdown menu is open, showing the following options:

- Please select one
- Spring 2019

The "Spring 2019" option is highlighted in blue and circled in red. A "START APPLICATION" button is located at the bottom right of the form.

9. Complete application

Completa l' applicazione.