

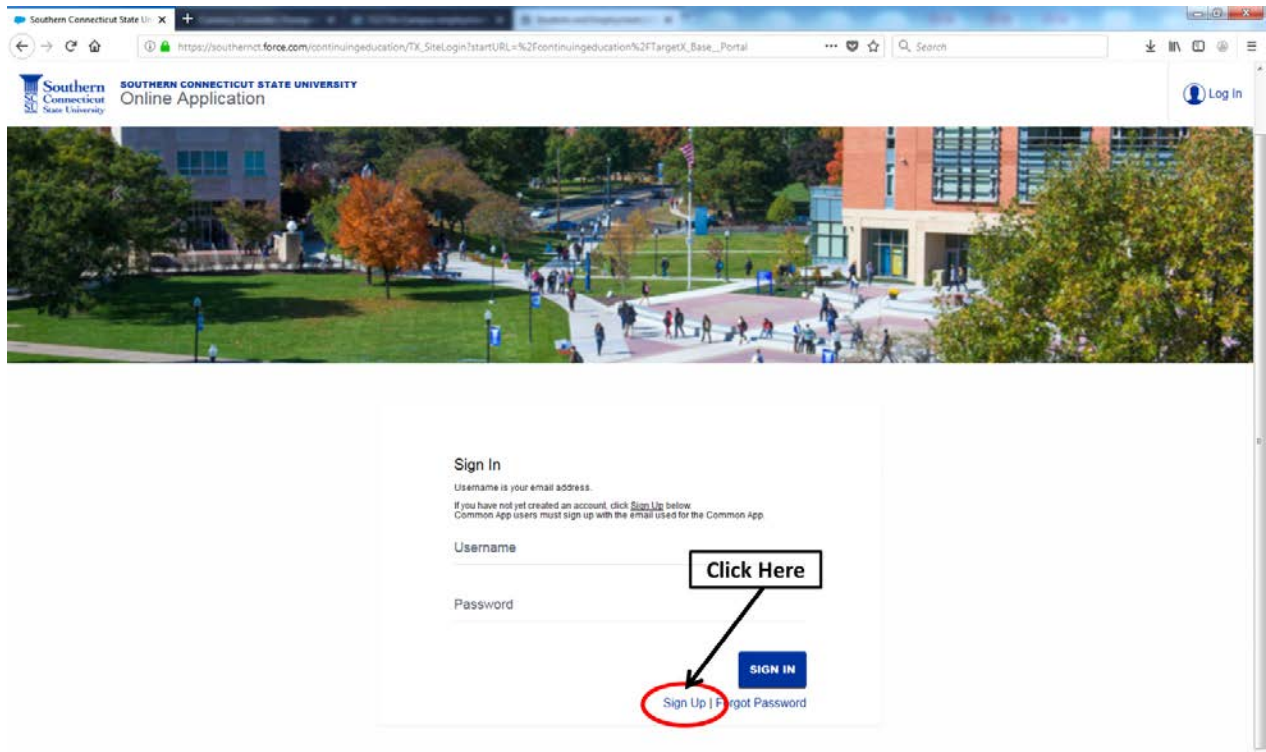
# English Language Pathways Program

## Pathway 영어 프로그램

### *Application Instructions*

#### 지원 방법

- Go to: <https://southernct.force.com/continuingeducation>
- 방문 : <https://southernct.force.com/continuingeducation>
- If you are a new user, click "Sign up"
- 처음 방문시, "가입하기" 클릭하세요



- Enter your first name, last name, email address, and click submit:
- 이름과 이메일 주소를 기입, 그리고 submit 을 클릭하세요:

Southern Connecticut State University Online Application

Sign Up

Attention Common App Users:  
You must sign up with the email address used for the Common App.

First Name

Last Name

Email Address

SUBMIT

- Check your email. In the email, you will click to create your password.
- 비밀번호 설정을 위해 이메일을 확인하세요.
- Go to: <https://southernct.force.com/continuingeducation> and sign in.
- 방문 : <https://southernct.force.com/continuingeducation> 그리고 로그인하세요.

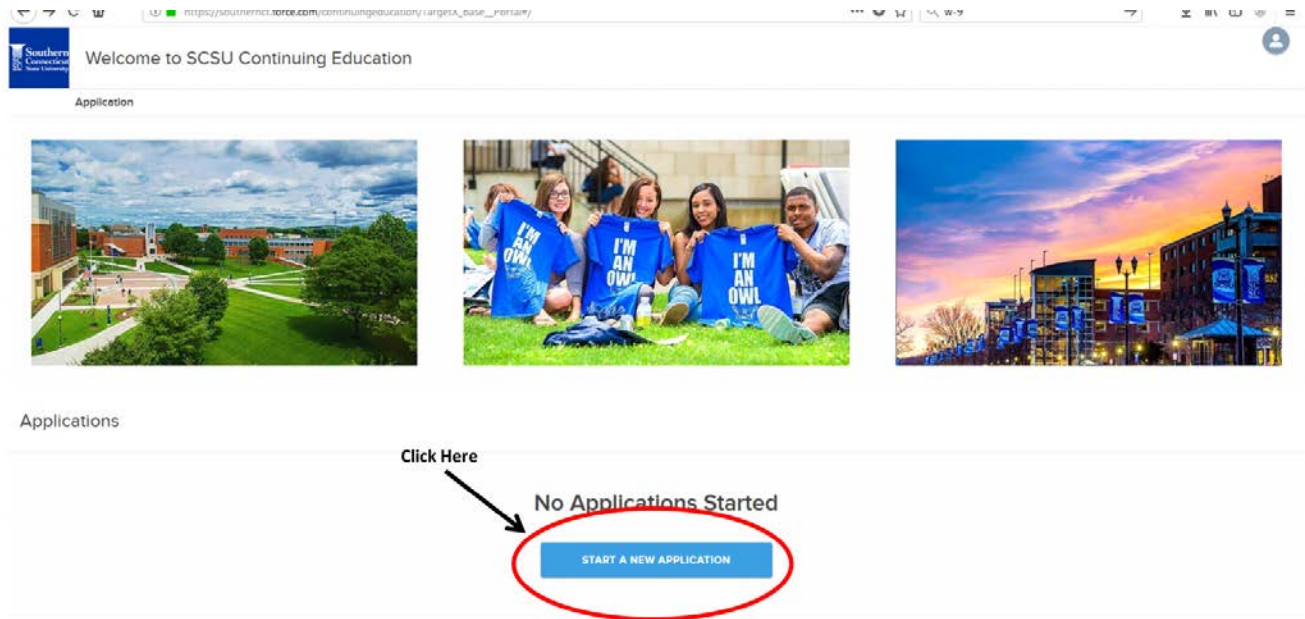
Your "Username" is your email address.

Username 에 본인의 이메일 주소를 기입하세요.

Your "Password" is the password you created.

Password 에 본인이 만든 비밀번호를 기입하세요.

- Click "Start a New Application"
- "Start a New Application" 클릭하세요




The screenshot shows the SCSU Continuing Education website. At the top, there is a navigation bar with the SCSU logo and the text "Welcome to SCSU Continuing Education". Below this, there are three images: a campus view, a group of people holding blue t-shirts that say "I'M AN OWL", and a building at sunset. Under the images, the text "Applications" is visible. Below that, the text "No Applications Started" is displayed. A blue button labeled "START A NEW APPLICATION" is highlighted with a red circle. An arrow points from the text "Click Here" to the button.

- Select "Continuing Education Application"
- "Continuing Education Application" 선택하세요

Southern Connecticut State University  
SOUTHERN CONNECTICUT STATE UNIVERSITY  
Online Application

Sign Out



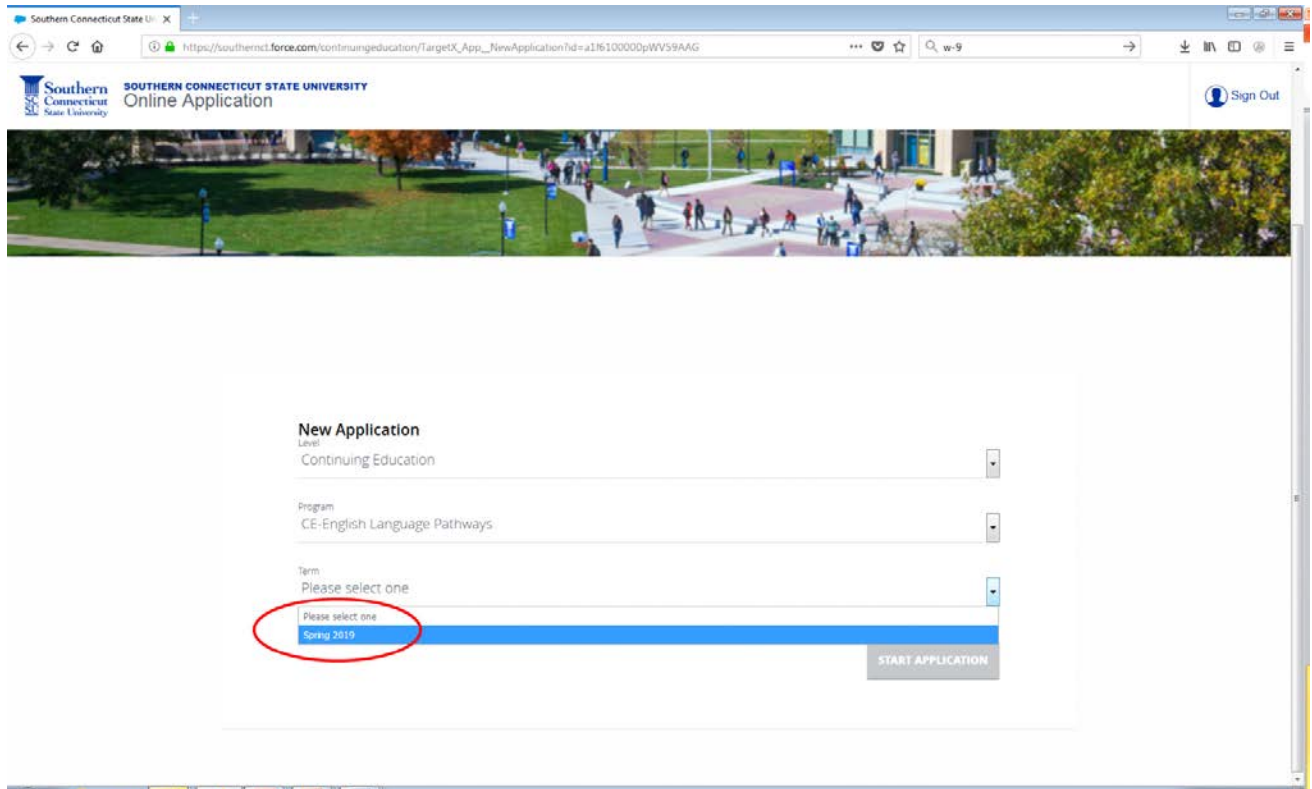
Graduate Online Application      Undergraduate Online Application      **Continuing Education Application**

1% COMPLETE      1% COMPLETE      1% COMPLETE

START APPLICATION      START APPLICATION      **START APPLICATION**

The image shows the Southern Connecticut State University Online Application page. At the top, there is a navigation bar with the university logo and name, and a 'Sign Out' link. Below this is a large banner image of a campus scene. Underneath the banner, there are three tabs: 'Graduate Online Application', 'Undergraduate Online Application', and 'Continuing Education Application'. The 'Continuing Education Application' tab is highlighted with a black box and an arrow. Below each tab is a circular progress indicator showing '1% COMPLETE' and a blue 'START APPLICATION' button. The 'START APPLICATION' button for the 'Continuing Education Application' is circled in red and has an arrow pointing to it.

- You will select the type of application from the menus (there will only be one option in each category):
- 본인 지원서에 맞는 항목을 설정하세요 ( 각 항목당 하나의 옵션)
  - Level: "Continuing Education"
  - Program: "CE-English Language Pathways"
  - Term: "Spring 2019"



- Complete application
- 지원 완료