

English Language Pathways Program
Programa de Inglés: “English Language Pathways Program”

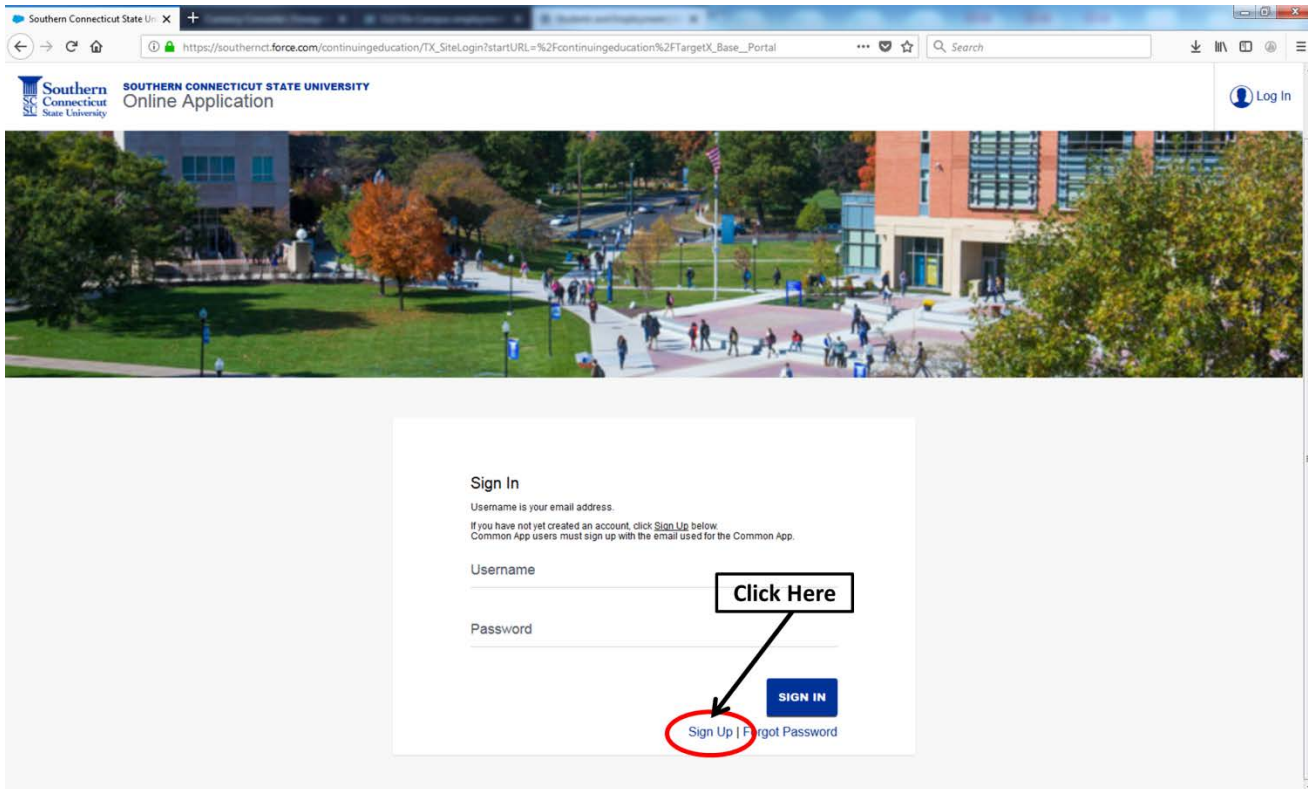
Application Instructions
Instrucciones de Aplicación

1. Go to: <https://southernct.force.com/continuingeducation>

Vaya a: <https://southernct.force.com/continuingeducation>

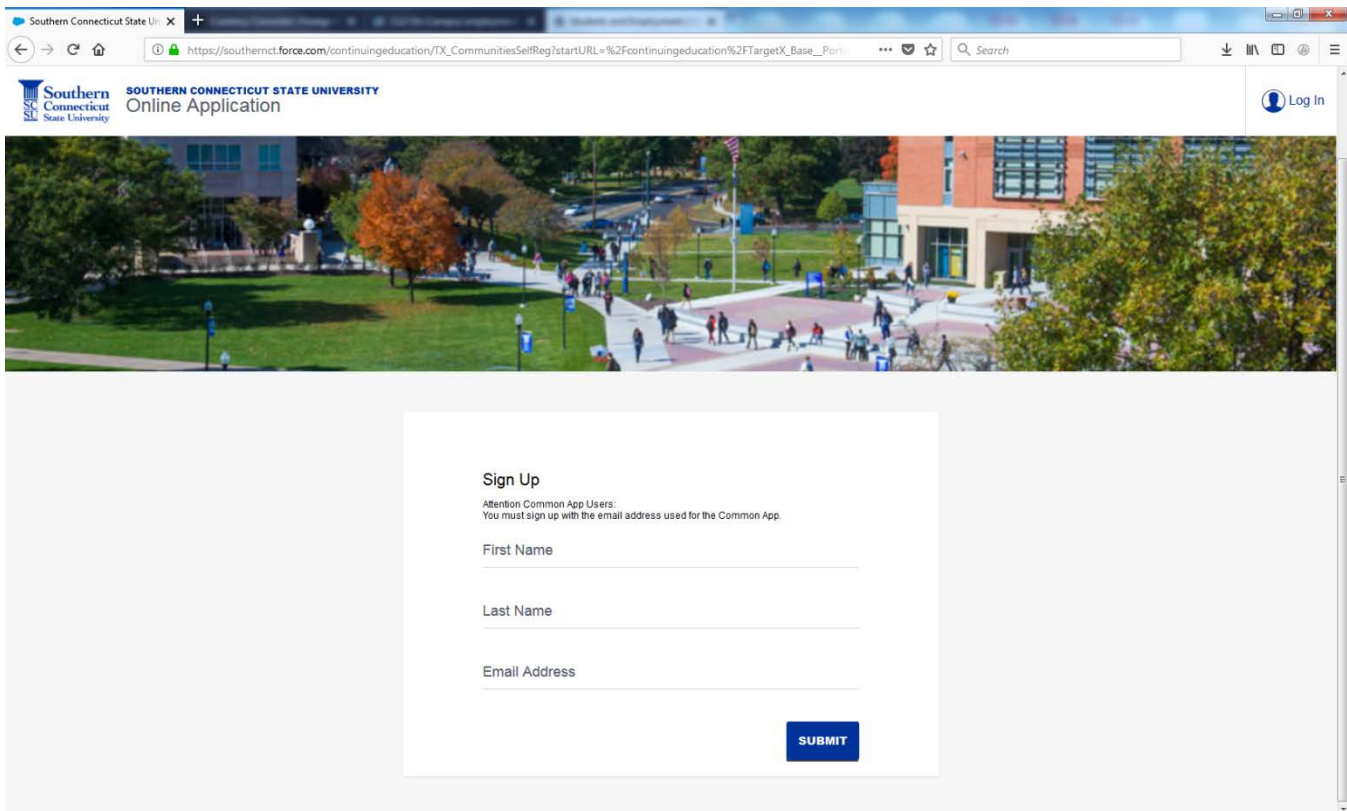
2. If you are a new user, click “Sign up”

Si es un nuevo usuario, haga click en “Sign up”



3. Enter your first name, last name, email address, and click submit:

Ingrese su nombre, apellido, dirección de correo electrónico y haga click en “submit”



4. Check your email. In the email, you will click to create your password.

Verifique su correo electrónico. En el correo electrónico, presione click para crear su contraseña (“password”)

5. Go to: <https://southernct.force.com/continuingeducation> and sign in.

Vaya a: <https://southernct.force.com/continuingeducation> y regístrese (“sign in”)

Your “Username” is your email address.

Su “Nombre de Usuario” (“Username”) es su dirección de correo electrónico.

Your “Password” is the password you created.

Su “Contraseña” (“Password”) será la contraseña que usted creó.


6. Click “Start a New Application”

Haga click en “Start a New Application” (“Comenzar una nueva aplicación”)

https://southernct.force.com/continuingeducation/target_base_portalm/

Welcome to SCSU Continuing Education

Application



Applications


Click Here

No Applications Started

START A NEW APPLICATION

7. Select “Continuing Education Application”
Seleccione “Continuing Education Application” (“Educación Continua”)

Southern Connecticut State University Online Application Sign Out



Graduate Online Application Undergraduate Online Application Continuing Education Application

1% COMPLETE START APPLICATION

1% COMPLETE START APPLICATION

1% COMPLETE START APPLICATION

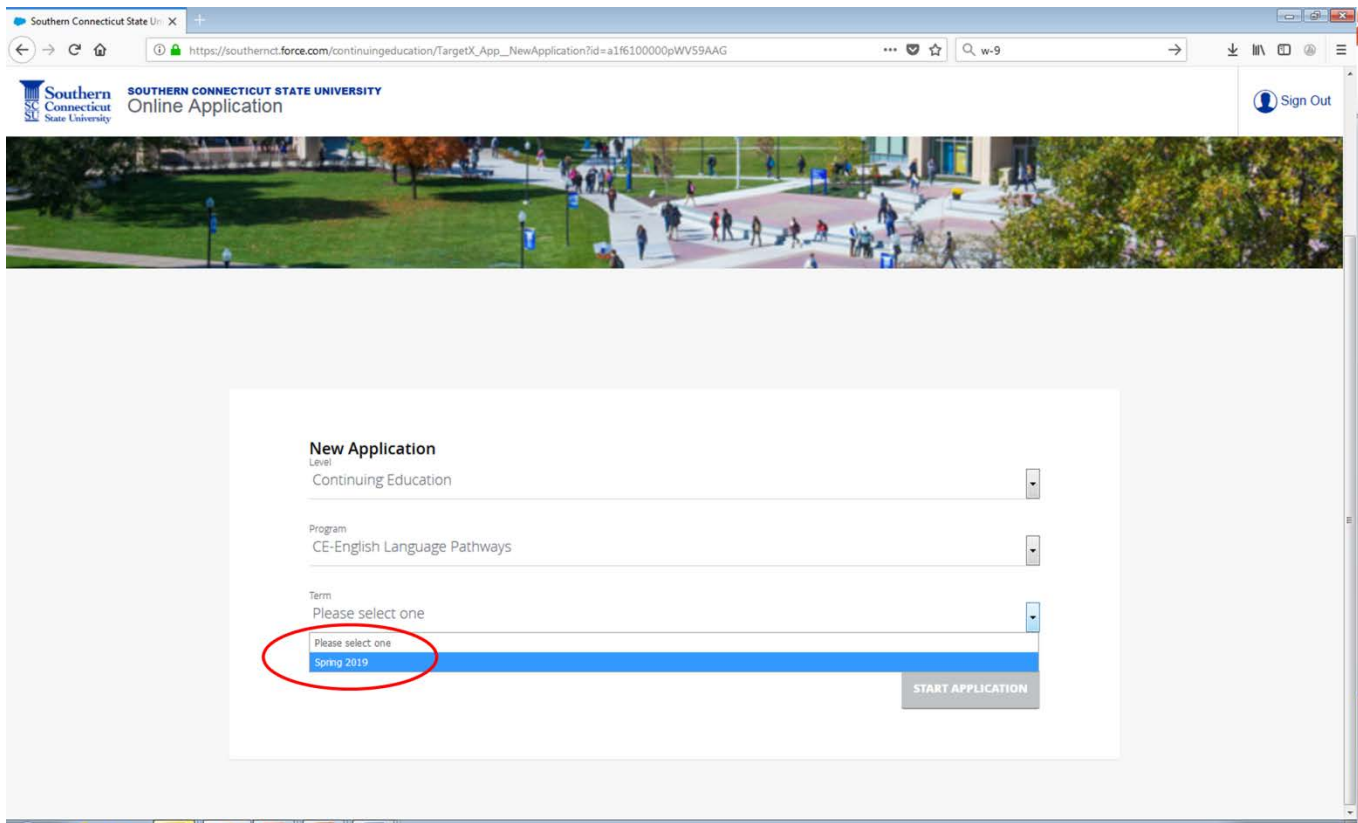
8. You will select the type of application from the menus (there will only be one option in each category):
Seleccione el tipo de aplicación de los menús (solo habrá una opción en cada categoría):
 - a. Level: “Continuing Education”
Nivel: “Continuing Education” (“Educación Continua”)

b. Program: “CE-English Language Pathways”

Programa: “CE-English Language Pathways”

c. Term: “Spring 2019”

Periodo: “Primavera 2019” (“Spring 2019”)



The screenshot shows a web browser window with the URL https://southernct.force.com/continuingeducation/TargetX_App_NewApplication?id=a1f6100000pWV59AAG. The page header includes the Southern Connecticut State University logo and the text "SOUTHERN CONNECTICUT STATE UNIVERSITY Online Application" and a "Sign Out" button. Below the header is a banner image of a university campus. The main content area features a "New Application" form with the following fields:

- Level: Continuing Education
- Program: CE-English Language Pathways
- Term: Please select one

The "Term" dropdown menu is open, showing two options: "Please select one" and "Spring 2019". The "Spring 2019" option is highlighted in blue and circled in red. A "START APPLICATION" button is located at the bottom right of the form.

9. Complete application

Su aplicación ha sido completada.