

AC-DS, SCSU, USA, April 9-10, 2021


Peter Rausch, Nuremberg, GER

Intelligent Data Analysis in the Construction Industry

Intelligent Data Analysis in the Construction Industry

Overview

- 1 Construction – Some Facts
- 2 Challenges
- 3 Intelligent Data Analysis Processes
- 4 Benefits and Issues
- 5 Further Developments and Takeaways



1 Construction – Some Facts

- Total output construction (US) \$ 977 bln.
- > 3,400 k enterprises
- Providing
> 11,200 k jobs
in the U.S.A.

(Year 2019)


Sources:
statista.com (2021), ibisworld (2021)



1 Construction – Some Facts

Subcategories: examples


- Earth works & road construction
- Buildings
- Industrial facilities
- Demolition and deconstruction
- ...



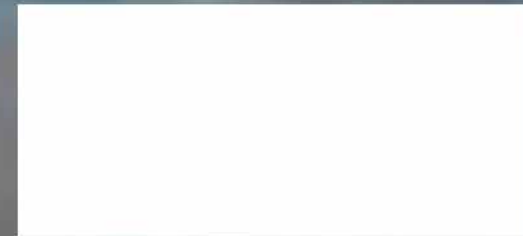
2 Challenges

- Very tight time scales
- Avoidance of delays
- Low profit contributions of projects
- Lack of intelligent planning and control tools

2 Challenges



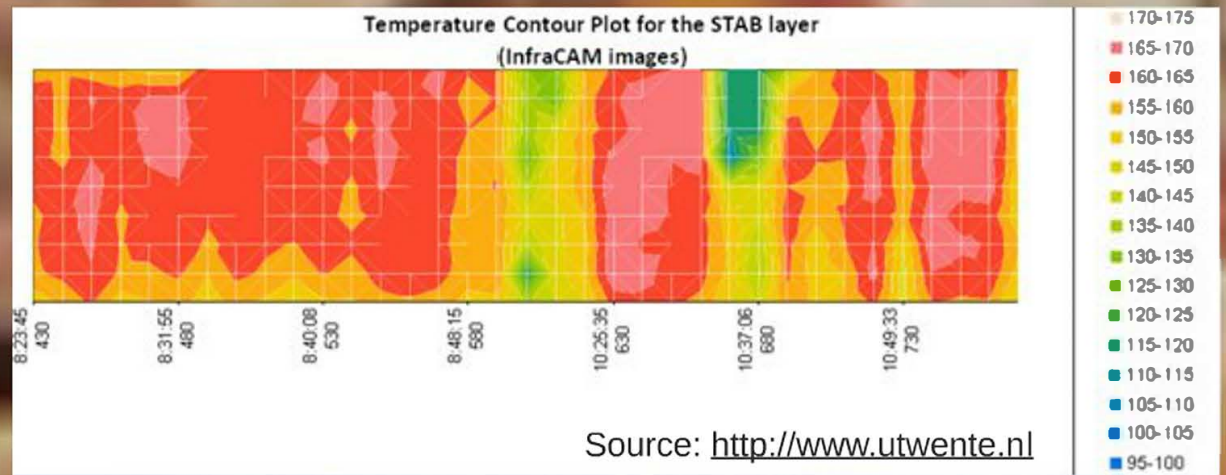

- Management of complex on- and off-site supply chain processes
- Compliance with legal requirements
- Being competitive/making profit



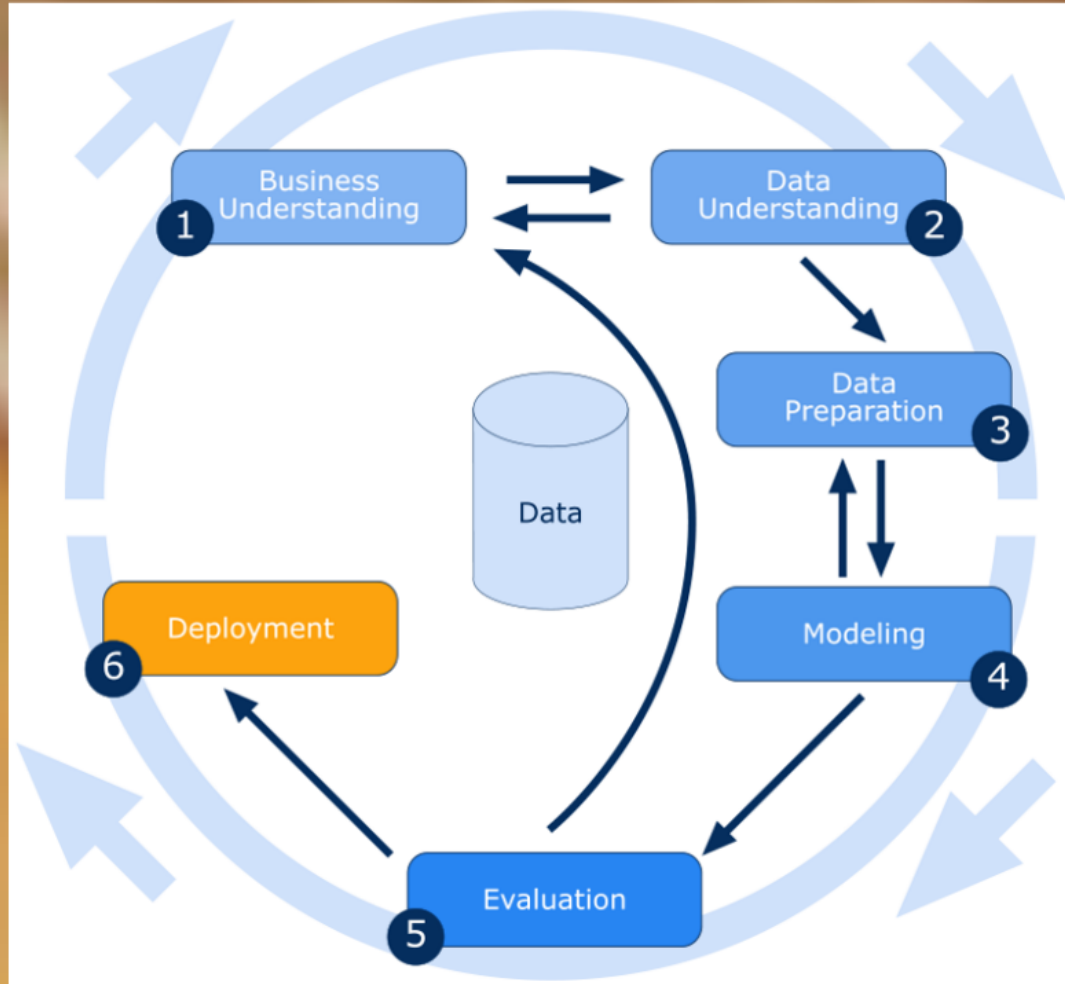
3 Intelligent Data Analysis Processes

Examples for applications

- Safety management
- Cost estimation
- Performance analysis
- Predictions
 - about equipment
 - of delay risks



3 Intelligent Data Analysis Processes



Source: Witten 2016

3 Intelligent Data Analysis Processes

Data Sources

- ERP Systems
- Production Activity Control Systems
- Project Planning Systems
- Building Information Modeling Systems
- Sensor data
 - Construction machines
 - ...


3 Intelligent Data Analysis Processes

Data Source: Construction Machines

- Bulldozers
- Excavators
- Trucks/ Autonomous haulage systems
- Asphalt pavers
- Demolition equipment



© 2012 Bentley Systems, Incorporated



© 2012 Bentley Systems, Incorporated

3 Intelligent Data Analysis Processes

Data Sources: Bulldozers

- 1st experiments at Univ. of Nottingham in 2002
- Machine guidance
- Comparisons of actual and planned performances

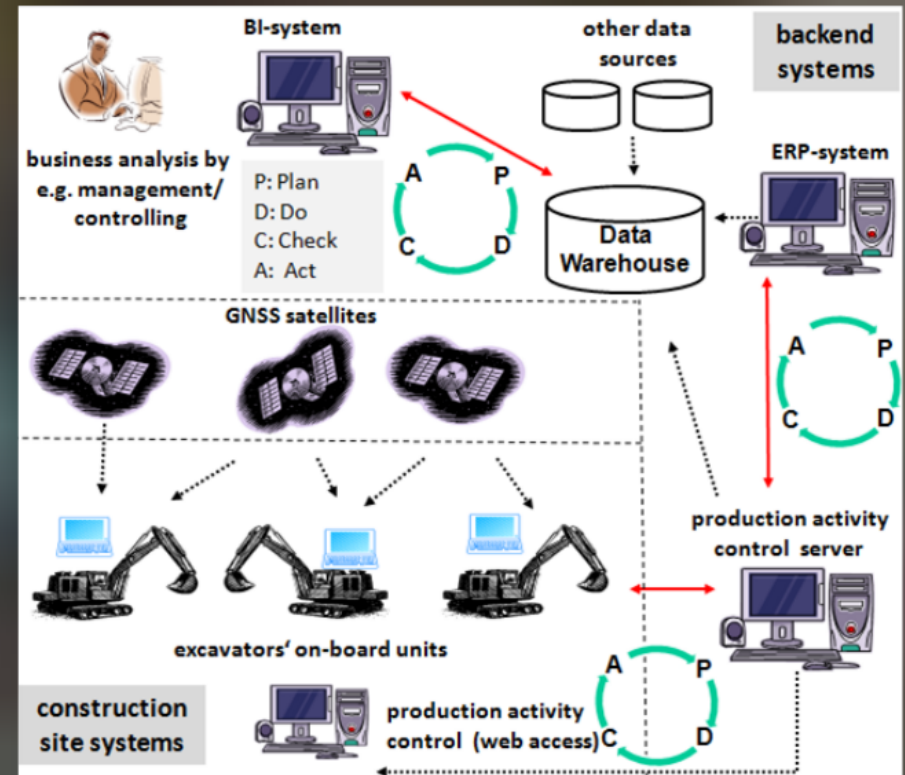
3 Intelligent Data Analysis Processes

EPOS* System

- Multi-layer closed-loop approach to analyze and control earthworks



Source: P. Rausch



*EPOS = Efficient PrOcess design by Satellite supported software in the earth moving and road construction industry

3 Intelligent Data Analysis Processes

- Better quality of information/full transparency
- Performance issues become visible
- Increased basis of information for decisions (operational and strategic)
- Predictions of future performances
- Continuous process improvements
- Avoidance of future costs

Georg-Simon-Ohm-Hochschule für angewandte Wissenschaften - Fachhochschule Nürnberg

You are here: epos.informatik.fh-nuernberg.de - 1 Enhance Data

Welcome dit!

Logout

Start Page

1 Enhance Data

2 Add Performance Data

3 Associate Data

R1 path-time-diagram

R2 Machine Utilization

R3 nominal/actual comp.

dashboard

1. 9/9

Select	Machine	Start	End	Duration
<input type="checkbox"/>	ZM 15	12/02/2009 18:03:10	12/02/2009 19:51:10	01:48:00
<input type="checkbox"/>	M002	12/06/2009 09:01:10	12/06/2009 10:54:10	01:53:00
<input type="checkbox"/>	ZM 15	12/07/2009 08:12:10	12/07/2009 09:21:10	01:09:00
<input type="checkbox"/>	M002	02/04/2010 20:22:10	02/04/2010 20:47:10	00:25:00
<input type="checkbox"/>	M002	02/04/2010 21:13:10	02/04/2010 22:42:10	01:29:00
<input type="checkbox"/>	M002	02/07/2010 20:16:10	02/07/2010 21:44:10	01:28:00
<input type="checkbox"/>	M002	02/09/2010 06:15:10	02/09/2010 06:32:10	00:17:00
<input type="checkbox"/>	ZM 15	02/12/2010 05:01:10	02/12/2010 06:09:10	01:08:00
<input type="checkbox"/>	M001	02/16/2010 10:38:10	02/16/2010 12:13:10	01:35:00

Specify Parameters

Accuracy ---

Dump Type ---

Lighting Condition ---

Navigation Type ---

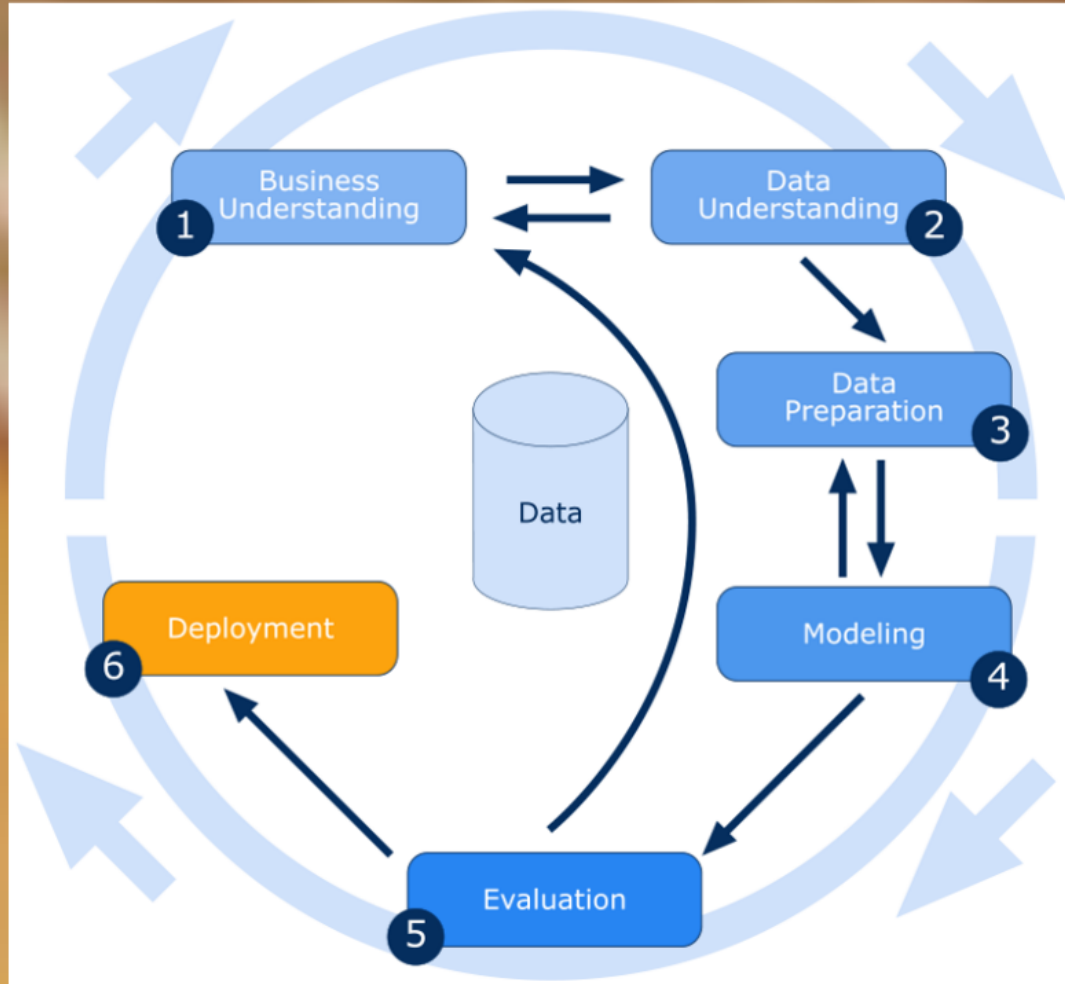
Soil Class ---

Weather Condition ---

Submit

Source: P. Rausch

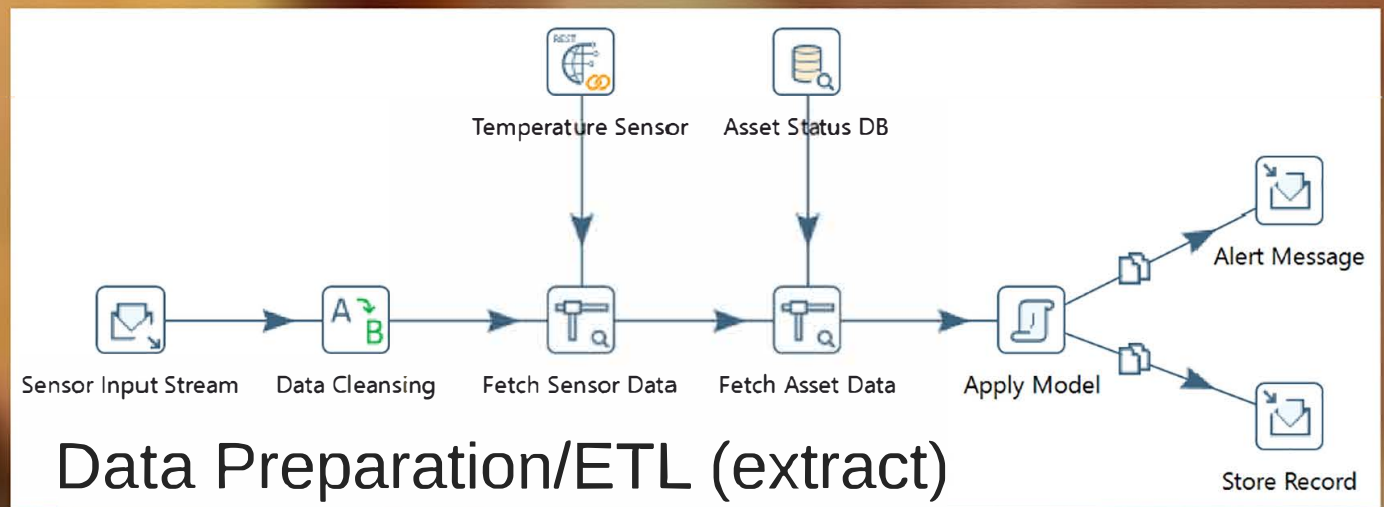
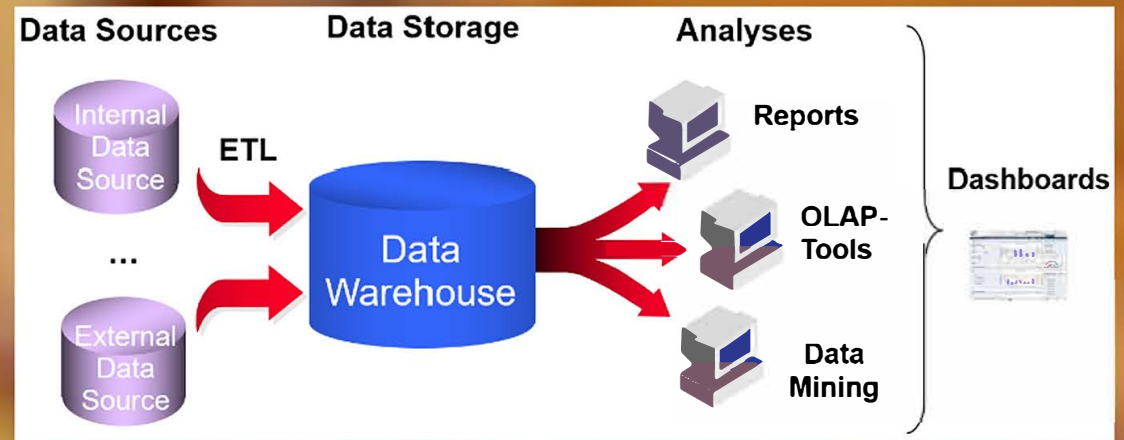
3 Intelligent Data Analysis Processes



Source: Witten 2016

3 Intelligent Data Analysis Processes

Predictive Maintenance Case



Data Preparation/ETL (extract)

Sources: own representation

3 Intelligent Data Analysis Processes

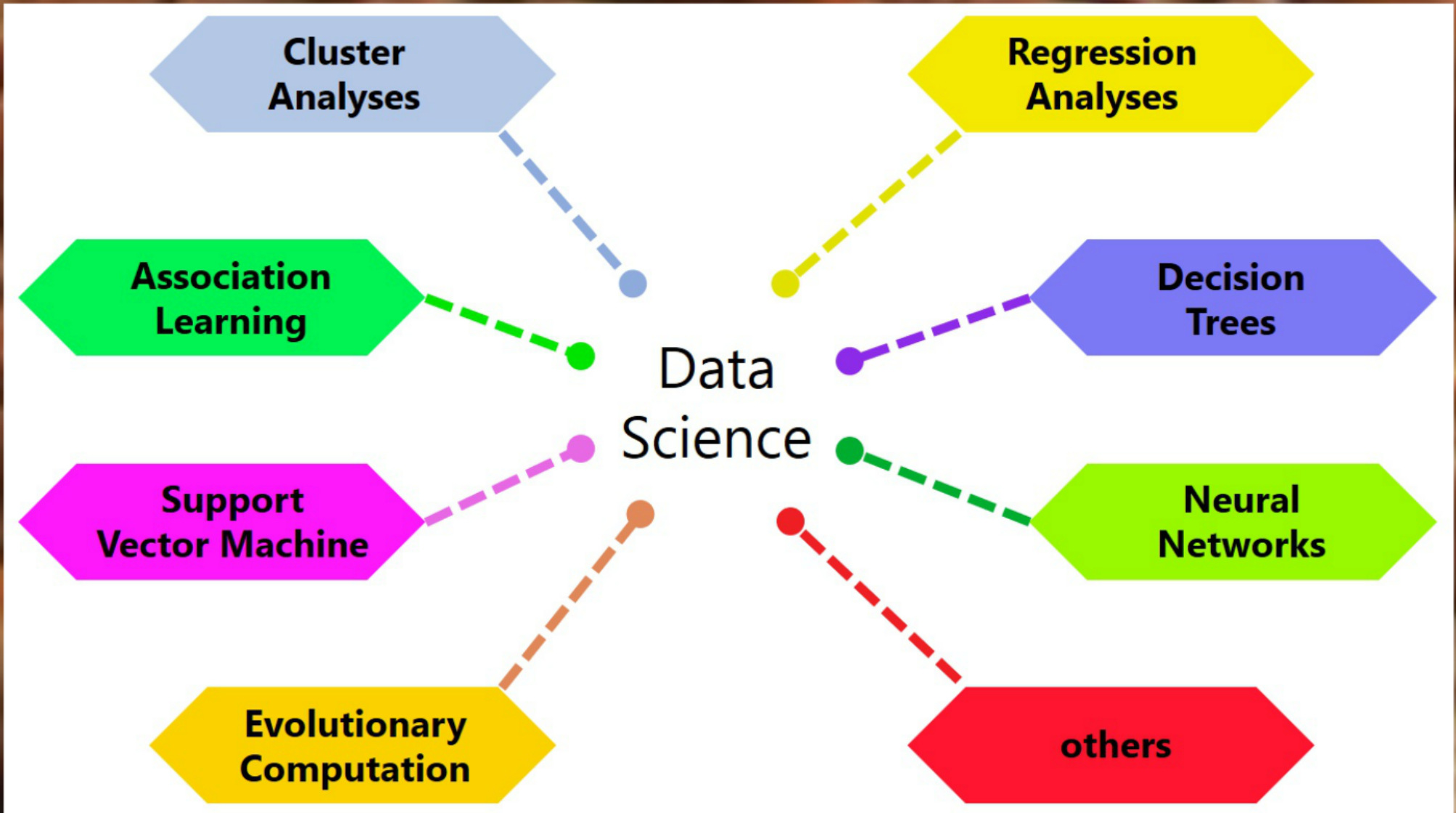
Approaches

- Descriptive
 - Exploration of patterns and relationships
 - For instance, summarization, clustering and association
 - "What has happened?"
- Predictive
 - To forecast values
 - "What could happen?"



3 Intelligent Data Analysis Processes

Selected Approaches



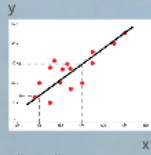
Predictive Maintenance Case:
Regression Analysis

General idea:
Simple case with 1 predictor

$$\hat{y}_j = \theta_0 + \theta_1 x_j \quad (1)$$

$$\sum_{j=1}^n (y_j - \hat{y}_j)^2 \rightarrow \min \quad (2)$$

$$\hat{y}_j = f(x_j) = \theta_0 + \theta_1 x_j + \epsilon \quad (3)$$




Our case is more complicated!

Predictive Maintenance Case:
Regression Analysis

Remaining Useful Lifetime of excavator j at time t

$$RUL_{j,t}(t) = f(S_{j,1}(t), S_{j,2}(t), \dots, S_{j,n}(t)) \quad (4)$$

$$RUL_{j,t}(t) = \theta_0 + \sum_{i=1}^n \theta_i S_{j,i}(t) + \epsilon \quad (5)$$



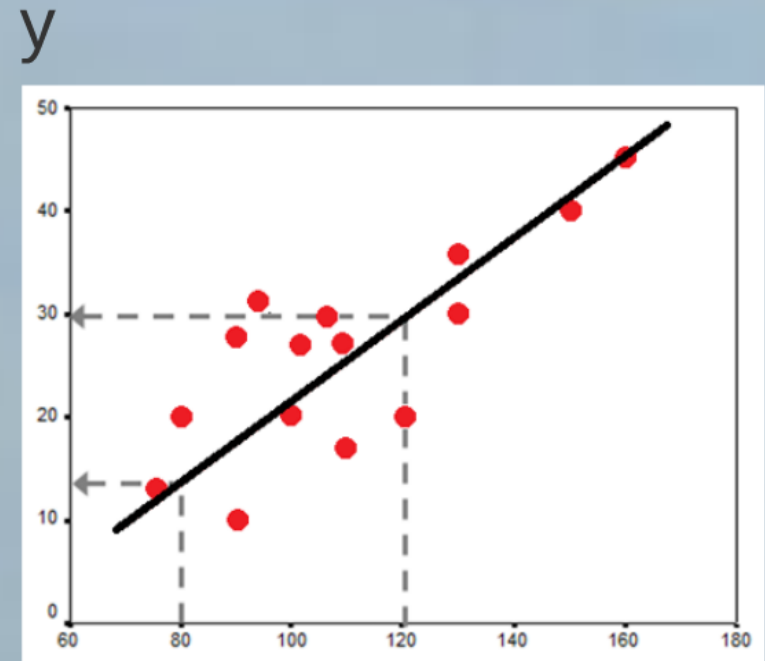
Predictive Maintenance Case: Regression Analysis

General idea:
Simple case with 1 predictor

$$\hat{y}_j = \theta_0 + \theta_1 x_j \quad (1)$$

$$\sum_{j=1}^m (y_j - \hat{y}_j)^2 \rightarrow \min \quad (2)$$

$$y_j = f(\mathbf{x}) = \theta_0 + \theta_1 \mathbf{x}_j + \epsilon \quad (3)$$



X

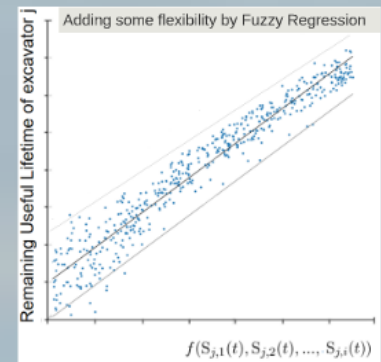
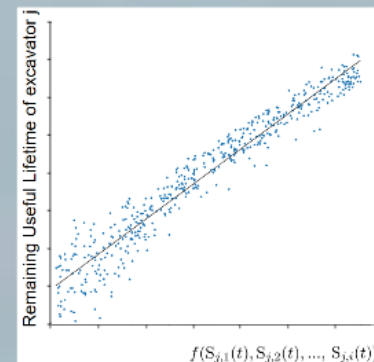
Our case is more complicated!

Predictive Maintenance Case: Regression Analysis

Remaining Useful Lifetime of excavator j at time t

$$\text{RUL}_j(t) = f(S_{j,1}(t), S_{j,2}(t), \dots, S_{j,i}(t)) \quad (4)$$

$$\text{RUL}_j(t) = \theta_0 + \sum_{i=1}^n \theta_i S_{j,i}(t) + \epsilon \quad (5)$$



3 Intelligent Data Analysis Processes

A selection of tools


- MATLAB
- WEKA
- R Statistical Environment
- Rapid Miner
- Python
- SPSS



4 Opportunities and Issues

Opportunities

- Higher transparency of complex on- and off-site supply chain processes
- Avoidance of delays
- Saving human and other resources
- Better utilization rates
- Improved safety
- Insights for offering processes
- Higher profits



4 Opportunities and Issues

Issues

- Data quality
- Handling of various data types
- Data security/ Privacy issues
- Interpretation of results
- Costs
- Reluctant attitude to new IT tools



5 Further Developments and Takeaways

Further developments


- Exploitation of a rapidly growing amount of data sources
- Ubiquitous Data Mining
- Hybrid approaches
- Cross-fertilization of AI and Data Science



5 Further Developments and Takeaways

Takeaways

- Key importance of choice and quality of data sources
- Respect legal requirements
- Don't underestimate the effort for data preparation and modeling
- Test various approaches
- Benefits surplus effort in many cases: Grab the opportunities!



References

Text Books:

- Witten, I.: Data Mining, 4th Ed., Morgan Kaufmann, 2016.
- Hopgood, A.A.: Intelligent Systems for Engineers and Scientists, 3rd Ed., Taylor & Francis Ltd. 2016.
- Rausch, P./Sheta, A. /Ayesh A. (Eds.): Business Intelligence and Performance Management: Theory, Systems, and Industrial Applications, Springer Verlag U.K., 2013, ISBN 978-1-4471-4865-4.

Papers & Articles:

- Bilala, M./ Oyedelea, L. O. /Qadirb, J./ Munira, K./ Ajayia, S. O./ Akinadea, O. O./ Owolabia, H. A./ Alakaa, H. A./ Pasha, M.: Big Data in the construction industry: A review of present status, opportunities, and future trends, In: Advanced Engineering Informatics, Volume 30, Issue 3, August 2016, Pages 500-521.
- Krauthann, R. A./ Kruse, T./ Müller, H. J./ Stumpf, M. and Rausch, P.: Estimating Relationships in Multi-Dimensional Data Sets by Means of Asymmetric Fuzzy Regression. In: Proceedings of the 34th International ECMS Conference on Modelling and Simulation, Eds.: Steglich, Mike/ Muller, Christian/ Neumann, Gaby, Walther, Mathias, European Council for Modeling and Simulation, Volume 34, Issue 1, June 2020, United Kingdom.
- Kress, A./ Staufer, J./ Rausch, P./ Schreiber, F./ Stumpf, M.: A GNSS-based approach to demolition and deconstruction. In: PositionIT, August 2016, South Africa.
- Neubig, T./ Schötteler, S./ Zeh, A./ Stumpf, M. und Rausch, P.: Improving the Efficiency of the Construction Industry by Means of Combining GNSS Technologies with Sensor Networks. In: PositionIT, Jan/Feb 2018, South Africa.
- Petersen, R.: 6 essential steps to the data mining process, [https:// barnraisersllc.com/2018/10/01/data-mining-process-essential-steps/](https://barnraisersllc.com/2018/10/01/data-mining-process-essential-steps/), Posted October 1, 2018, last access March 23, 2021
- Rausch, P./ Schreiber, F./ Diegelmann, M.: GNSS for material flow control and landfill management. In: PositionIT, Mar/Apr 2014, South Africa.
- Rausch, P./ Schreiber, F./ Diegelmann, M.: New controlling system for earth moving and road construction. In: PositionIT, Aug/Sept 2010.
- Rausch, P.: Intelligent Performance and Cost Analysis of Construction Machines' Data. In: Journal of Intelligent Computing, Vol. 1, March 2010.
- Rausch, P./ Stumpf, M.: Linking the Operational, Tactic and Strategic Levels by Means of CPM: An Example in the Construction Industry. In: Rausch, P./Sheta, A./ Ayesh A. (Eds.): Business Intelligence and Performance Management, 2013.
- Zhang, C./ Cao, L./ Romagnoli, A.: On the feature engineering of building energy data mining, in: Sustainable Cities and Society, Vol.: 39, , May 2018, pp. 508-518.