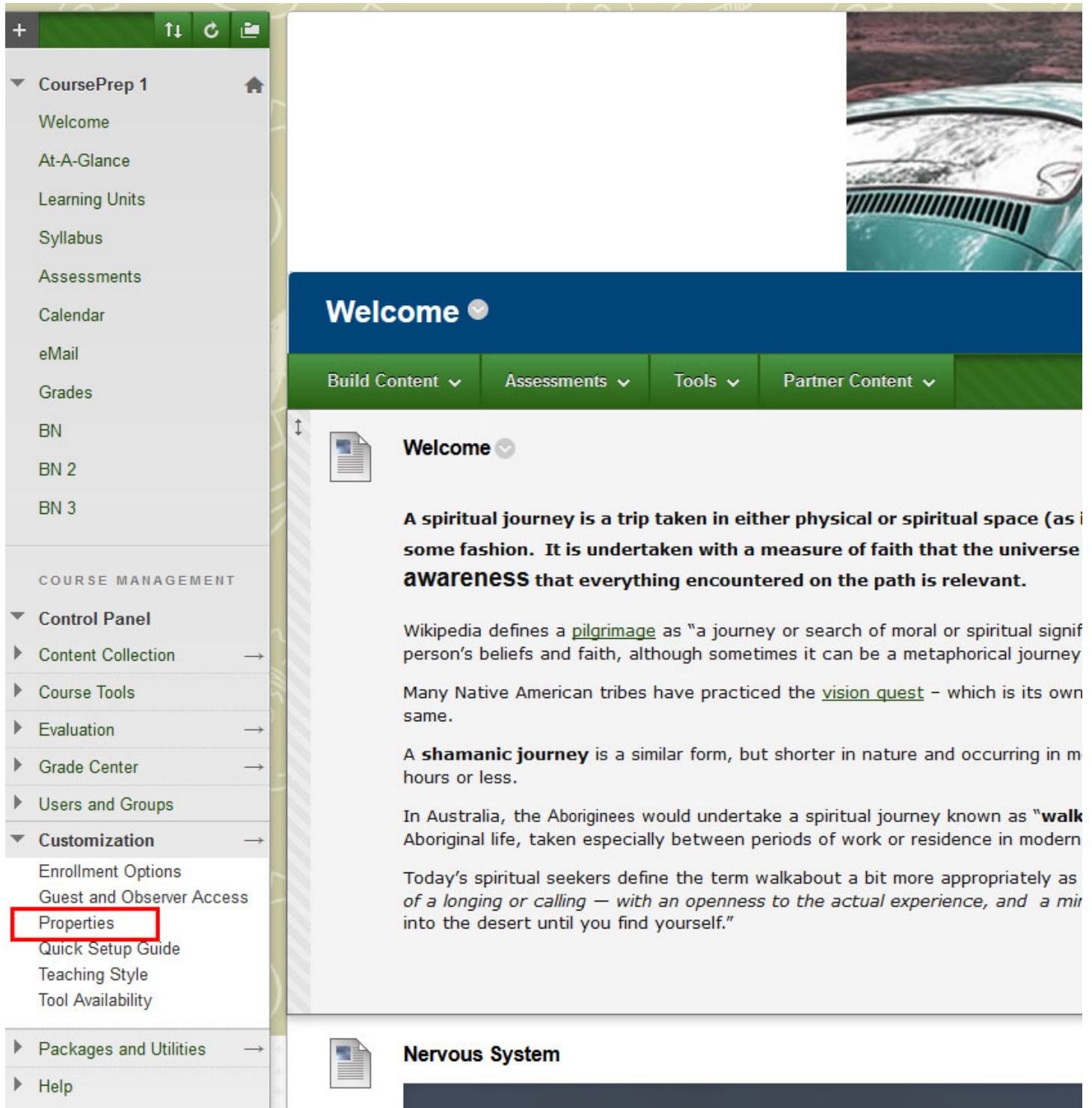


## Making Your Course Available to Students

Courses, by default, become available the first day of classes and remain available until 10 days after the last day of classes (ensures grade availability before closing).

You can, if you choose, open your course early or leave it open for a duration of time.

- 1) Go to the course and from the Customization Control Panel, click "Properties"



The screenshot displays a course management interface. On the left is a navigation sidebar with a green header containing a plus sign, up/down arrows, a refresh icon, and a document icon. The sidebar lists course sections: 'CoursePrep 1' (with a home icon), 'Welcome', 'At-A-Glance', 'Learning Units', 'Syllabus', 'Assessments', 'Calendar', 'eMail', 'Grades', 'BN', 'BN 2', and 'BN 3'. Below these is a 'COURSE MANAGEMENT' section with a 'Control Panel' dropdown. Under 'Control Panel', there are links for 'Content Collection', 'Course Tools', 'Evaluation', 'Grade Center', 'Users and Groups', 'Customization', 'Packages and Utilities', and 'Help'. The 'Customization' dropdown is expanded, showing 'Enrollment Options', 'Guest and Observer Access', 'Properties' (highlighted with a red box), 'Quick Setup Guide', 'Teaching Style', and 'Tool Availability'.

The main content area features a blue header with 'Welcome' and a dropdown arrow. Below this is a green navigation bar with 'Build Content', 'Assessments', 'Tools', and 'Partner Content' dropdowns. The main content area shows a document icon and the title 'Welcome' with a dropdown arrow. The text below reads: **A spiritual journey is a trip taken in either physical or spiritual space (as in some fashion. It is undertaken with a measure of faith that the universe has a certain awareness that everything encountered on the path is relevant.** Wikipedia defines a [pilgrimage](#) as "a journey or search of moral or spiritual significance for a person's beliefs and faith, although sometimes it can be a metaphorical journey". Many Native American tribes have practiced the [vision quest](#) - which is its own name. A **shamanic journey** is a similar form, but shorter in nature and occurring in minutes or hours or less. In Australia, the Aborigines would undertake a spiritual journey known as "**walkabout**" - a traditional Aboriginal life, taken especially between periods of work or residence in modern times. Today's spiritual seekers define the term walkabout a bit more appropriately as *of a longing or calling — with an openness to the actual experience, and a mirroring into the desert until you find yourself.*"

Below this text is another document icon and the title 'Nervous System'.

- 2) The Properties window will appear. Scroll to "Set Course Duration" and using the calendar icons, change the start and end dates as you see fit. DO NOT SELECT CONTINUOUS or DAYS FROM DATE OF ENROLLMENT, doing so will cause issues with access.

The screenshot shows a web browser window with the URL <https://southernct.blackboard.com/webapps/blackboard/execute/cp/courseProperties?dispatch=editProperties&family=cp...>. The page is titled "SET AVAILABILITY" and "SET COURSE DURATION".

**SET AVAILABILITY**


Available Use Term Availability(Training is Available)


**SET COURSE DURATION**

Duration

Continuous

Select Dates

Start Date 08/20/2018   
*Enter dates as mm/dd/yyyy*

End Date 08/21/2018   
*Enter dates as mm/dd/yyyy*

Days from the Date of Enrollment 0

Use Term Duration  
(Training duration is Continuous)

**SELECT LANGUAGE PACK**

*Select the Language Pack that will be used for buttons, titles, and other text supplied by the system. Enforcing the Language Pack will override individual users' language choices.*

*Click Submit to proceed.*

- 3) Click "Submit" when you are ready.