

NEW STUDENT ORIENTATION
THRIVE. BELONG. SUCCEED.



Fitch S. Pine Rock Ave

Farnham Ave

Fitch

Cres

Diamond

A Note from the Director

Dear New Students, Parents, Families and Supporters,

Welcome to Southern!

We are thrilled that you've chosen to continue your academic journey with us, and we couldn't be more excited to welcome you to campus. New Student Orientation is thoughtfully designed to support first-year students as they transition and thrive in college life at Southern. Parent & Family Orientation equips family members with strategies and insights to champion their students throughout the college experience. We are deeply committed to Southern's mission of social justice by fostering an inclusive environment that celebrates our diverse community. During NSO, new students will discover what it means to be part of the Owl Community by engaging in dynamic sessions, receiving essential information, participating in energizing activities, meeting faculty, staff and student leaders who will be part of their journey, and registering for Fall courses. Orientation is where students begin to find their place at Southern, learn how to thrive, and understand how to

As you participate in orientation, please keep these important points in mind:

- Make the most of every orientation session! Each one has been intentionally designed to set you and your family up for success.
- Connect with as many people as you can! Push yourself to meet faculty, staff, Orientation Ambassadors, and most importantly, each other. Parents and families, this means you too!
- Please see an orientation staff member if you need accommodations for any special needs.
- Wear your name tag at all times - it's your key to accessing your residence hall and meals.
- Every part of the orientation program plays a vital role in your success. Students are expected to attend all programs through 8:00pm on the first day and until 4:00pm on the second day.
- No guests are permitted during the program, including in the Residence Halls in the evening.
- Overnight Information:
 - Keep your key attached to your lanyard. Lost keys incur a \$25 fee.
 - For your safety and security, please do not exchange keys or switch rooms at any point.
 - The Residence Hall is open from 8am-12am. After 12am, students should call the Residence Life staff on duty for access. The phone number is posted on the external doors of West Campus.
- Ask questions! We are here to help you learn everything you need to know about being a successful college student at Southern. The orientation program provides vital information and connections, and your questions matter just as much.
- Students have their own orientation track separate from parents and families - trust the process and embrace your own journey!
- Smile! This is just the beginning of an incredible new chapter in your life!

While you are here, we will provide you with a strong foundation, but it will be up to you to build your perfect Owl experience. Get ready for an amazing journey and thank you for choosing Southern. Go Owls!



Sal Rizza, Ed.D., Director of Orientation, Transition & Family Engagement

Get Ready for What's Next!

New Owl Welcome

First-Year Students are required to attend on Sunday, August 23rd and Monday, August 24th.

All First-Year Students will be expected to return to campus on Sunday, August 23rd and Monday, August 24th for New Owl Welcome. These days will prepare you to enter the semester successfully. Programs, workshops, and activities are designed to further educate new students on critical topics. Students living on campus may move in on Saturday, August 23rd. Transfer Students are invited to attend all programs.

Get Connected!

Stay connected and learn more about these, as well as other, events throughout the summer by following us and checking your Owls email!



@scsu_orientation



@SCSUOrientation

#Owls2030

Student Schedule

This schedule provides an overview of the two-day program designed to support your transition to Southern. Students must arrive at **8:15 AM** at the *West Campus Residence Complex*. Parking is available in the *West Campus Parking Garage at 160 Wintergreen Avenue*, New Haven. All students are expected to stay overnight, as the first day ends late and the second day starts early. Attendance at all scheduled programs, workshops, and activities is required. While Parent/Family Orientation is not mandatory, we warmly encourage families to participate and learn more about how to support their student's college journey.

DAY 1

8:15AM **Check-In, Move-in, and Get Ready!** **West Campus Residence Complex**

The Office of Residence Life looks forward to welcoming you for your overnight stay on campus. During check-in, you'll receive your name tag, orientation materials, and have a chance to connect with your Orientation Ambassadors (OAs) before the day's welcome activities begin. We're happy you're here and ready to begin your Southern experience!

9:00AM - 9:40AM **Shabooya! Welcome and Introductions** **Lyman Center**

We'll kick things off with a warm welcome from Southern's leadership team—then it's time for a favorite Southern tradition, Shabooya! Get ready for a high-energy introduction from your Orientation Ambassadors (OAs) that sets the tone for an unforgettable experience!

9:40AM-9:45AM **Group Up!** **Lyman Center Front Lawn**

Your group will be waiting for you on the front lawn of the Lyman Center. Look for the Orientation Ambassadors holding paddles high in the air—they'll be organized in numerical order to help you find your group easily! Families will join the Family Orientation program at this time.

9:45AM-10:50AM **Connection Session: Your Key to Orientation** **Group Rooms**

Connection Sessions are where the real magic happens! Led by your awesome OA's, you'll meet other first-year students, get the inside scoop on orientation, and start feeling ready—and excited—for your first semester at Southern!

11:00AM-12:00 PM **Rotating Schedule**

Program descriptions at the bottom of the schedule.

Groups 1-3	Groups 4-13 High Energy	Groups 4-13 Lo-Fi
Build Your First Semester: Academic Advising and Course Registration <i>Engleman Hall B221</i>	Get Owl Involved: <i>ASC Theatre</i>	Get Owl Involved: <i>ASC 217</i>

12:00PM-12:50PM **Lunch Time Vibes** **Connecticut Hall**

Take a break and enjoy lunch with your fellow new owls! It's the perfect time to relax, recharge, and connect with other students, and Orientation Ambassadors before diving into the next part of your Southern journey.

1:00PM - 3:15PM **Rotating Schedule**

Program descriptions at the bottom of the schedule.

Time	Groups 1-3	Groups 4-5	Groups 6-14
1:00PM-2:00PM	Get Owl Involved: Lo-Fi <i>ASC Theatre</i>	Build Your First Semester: Academic Advising and Course Registration <i>Engleman Hall B221</i>	The BLUEprint to Success: <i>Buley Library</i>
Time	Groups 1-5	Groups 6-7	Groups 8-14
2:15-3:15PM	The BLUEprint for Success <i>Buley Library</i>	Build Your First Semester: Academic Advising and Course Registration <i>Engleman Hall B221</i>	Choose Your Path <i>Adanti Student Center</i>

3:15PM-4:00PM **Connection Session: Parliamentary Procedures!** **Group Rooms**

Did you know that a group of owls is called a parliament? Gather with your Orientation group to reflect on the day, share takeaways, and build team spirit as you get ready for one of the most fun parts of Orientation—the **Owl Games!** This is your chance to bond, strategize, and bring the energy before heading into some friendly (and spirited!) competition.

4:00PM-4:45PM **Owl Games (H)** **Buley Quad**

Let the games begin! Owl Games is a high-energy series of team competitions where Orientation groups face off in fun, friendly challenges that test school spirit, teamwork, and creativity. Bring your A-game—because the winning group walks away with bragging rights and prizes! Whether you're in it to win it or just here for the fun, Owl Games is an unforgettable part of the orientation experience.

4:45PM- 5:45PM **The Owl Unwind: Chill Time** **West Campus Residence Complex**

Take a well-deserved break and head over to the Residence Life Quad to grab a refreshing Italian ice! It's the perfect way to cool down, relax, and soak in the campus vibe before enjoying dinner.

5:45PM- 6:30PM **Dine and Unwind : Dinner** **Connecticut Hall**

Enjoy a relaxing dinner with your fellow new owls as you wind down from a full day of activities. It's a great time to recharge, connect with others, and reflect on your first steps into Southern life—before the fun continues!

6:45PM- 7:30PM **Wild n' Owls: Living the College Life** **Engleman Hall C112**

Wild n' Owls is a series of skits performed by your OAs. Both entertaining and thought-provoking, these scenes offer real and relatable glimpses into college life—highlighting everything from new friendships to tough choices and moments of growth.

Student Schedule (*cont.*)

7:30PM- 8:00PM

Connection Session: Pause and Reflect

Group Rooms

OAs will facilitate a debriefing session to reflect on the lessons from “Life and Times” and answer any questions you have.

8:00PM- 10:00PM

Owl Night Long

Varies

Cap off the day with a night full of fun, games and good vibes!

Time	Location	Activity
8:00pm-9:45pm	Farnham Programming Space (L)	Treat Your Beaks and Build Your Nests: Snacks, drinks, video games, board games, and arts & crafts. <i>Restrooms in FPS</i>
8:00pm-9:45pm	Blacktop Basketball Courts	Spread Your Wings and Take Flight: Open Basketball
8:00pm-9:45pm	Wilkinson Patio	Whooo, Whooo Wants to Play Bingo?
8:00pm-9:45pm	Residence Life Quad	Ground Owls: Lawn Games
8:00pm-9:45pm	Sand Volleyball Court	Bump, Set, Spike, Hoot: Volleball
9:15pm- 9:45pm	Wilkinson Patio	Shake Ya’ Tailfeathers: Dance before you Dip
9:45pm- 10:00pm	West Campus Tent	Late Night and Swag: Pizza and T-Shirts

DAY 2

8:15AM - 9:00PM

Sunny Side Up at Southern

West Campus Quad

Start your day the Southern way—with a delicious breakfast and good company! Enjoy breakfast sandwiches, hashbrowns, coffee, and other tasty morning bites as you gear up for another great day of Orientation. It's the perfect way to fuel up and reconnect with your fellow Owls before the day begins!

9:00AM-12:20PM

Rotating Schedule

Program descriptions at the bottom of the schedule.

Time	Groups 1-7	Groups 8 & 9	Groups 10-14
9:00am- 10:00am	Connection Session: The Jumpstart <i>Group Rooms</i>	Build Your First Semester: Academic Advising and Course Registration <i>Engleman Hall B221</i>	Connection Session: The Jumpstart <i>Group Rooms</i>

Time	Groups 1-7	Groups 8&9	Groups 10-11	Groups 12-14
10:10am- 11:10am	Choose Your Path: <i>Adanti Student Center</i>	Connection Session: The Jumpstart <i>Group Rooms</i>	Build Your First Semester: Academic Advising and Course Registration <i>Engleman Hall B221</i>	Bird’s-Eye View <i>Around Campus</i>

Time	Groups 1-11	Groups 12-14
11:10am- 12:20pm	Bird’s-Eye View: <i>Around Campus</i>	Build Your First Semester: Academic Advising and Course Registration <i>Engleman Hall B221</i>

12:20PM- 1:20PM

Blue and White Bites: Lunch

Conn Hall

Your Orientation journey is almost complete—and it’s time to kick back and enjoy it! After registering for classes, join your fellow Owls for one final lunch to relax, recharge, and celebrate how far you’ve come. Take a moment to soak it all in and enjoy being part of the Blue & White community as you look ahead to the start of your Southern experience.

1:20PM- 2:20PM

Connection Session: Words of Wisdom

Group Rooms

In your final Connection Session, your Orientation Ambassador will share reflections, advice, and parting thoughts to help you feel more confident about the path ahead. You’ll also take time to think about how to stay in touch with the people you’ve met and begin shaping a plan for the rest of your summer—so you return in the fall feeling prepared, connected, and ready to take the next step in your Southern journey.

2:25PM- 3:00PM

Ready, Set, Soar

EN C112

This quick rally is designed to bring everyone back together before your final Orientation programs. Take a moment to refocus, reconnect, and get re-energized as you close out your Southern Orientation experience strong!

Student Schedule (cont.)

3:10PM- 4:10PM

Home Sweet Home/Drive to Success Varies

Varies

Time	Home Sweet Home- School of Business, Room 122 and 201	Drive to Success: Living the Commuter Life- ASC 217
3:10PM- 4:10PM	If you are living on campus or are interested in living on campus, you will learn about the residential experience. You will also have the opportunity to see a sample room.	If you'll be commuting to campus this fall, this session is for you! Learn essential tips, strategies, and campus resources to help you stay connected, manage your schedule, and make the most of your first semester as a commuter student.

4:15PM

Wings Up: Check-Out & See-You-Later

West Campus

It's time to wrap up your Orientation experience and officially begin your journey as a Southern Owl. Check out, say your goodbyes, and leave campus feeling more prepared, more connected, and ready to soar into your first semester. We can't wait to welcome you back this fall! Make sure to leave your room clean, remove all trash, and return your key to the front desk!

Program Descriptions

Build Your First Semester: Academic Advising and Course Registration

It's time to take the next big step in your Southern journey! During this session, you'll meet with academic advisors to review your major, explore course options, and register for your first-semester classes. You'll leave with a personalized schedule and a stronger understanding of what to expect when classes begin.

Bird's-Eye View

This isn't a typical campus tour—it's a big-picture look at your Southern experience. Bird's-Eye View helps you connect the dots between everything you've learned during Orientation and where it all happens. Explore where your classes will be, discover key campus resources, and check out the spaces where you'll study, relax, and connect. It's all about turning information into confidence—and feeling ready to take flight this fall.

Get Owl Involved

Discover how to make the most of your Southern experience! The Office of Student Involvement and Leadership Development will lead a fun, interactive session designed to show you how to find your community, attend events, join clubs and organizations, and take advantage of the opportunities that will shape your college journey—in and out of the classroom.

Choose Your Own Path- Adanti Student Center

This is an opportunity for students to choose their own path!

- **Get Your Game On!** ASC 225, Esports Lounge- Visit the Esports Lounge for a gaming experience.
- **Just Vibes (L)**- Zen Den, Fireplace Lounge, 3rd Floor - Vibe to music and charge your phones in the Fireplace Lounge on the 3rd Floor
- **Quick Sweat**- ASC Fitness Center- Get a quick workout in at the Fitness Center (2nd Floor)
- **Go Shopping!** ASC Ground Floor- Stop by the Book Store located on the ground floor. Exclusive discounts during NSO!
- **Play- Game Room**, Plaza Level- Play a game of pool, foosball, cards or table top games in the game room area located on the Plaza Level
- **Hang Out Spots (L)**- Visit one of the Identity Centers! The Multicultural Center, ASC 202; SAGE Center, ASC 235 or Interfaith Center, ASC 236.
- **Get Outside**- Chill outside in the Buley Quad and soak in some sun on the Buley Quad.
- **NCAA Athletes**- ASC Info Desk, Plaza Level- Students participating in NCAA athletics should meet at the Info Desk. OAs will bring students to the Moore Fieldhouse Lobby.
- **Business Time**- ASC Info Desk, Plaza Level- Meet OAs at the Info Desk for help finding offices. Also, students who were unable to upload their pictures for their Student ID should meet at the front desk of the Student Center to be directed to take their pictures.

Program Key


While many Orientation programs include classroom-style discussions, presentations, and lectures, we also offer a variety of interactive and social activities throughout the experience. Each program is unique, and students are encouraged to engage in ways that best match their comfort level and expectations. To help guide your choices, some activities are labeled as High-Energy (H)—designed to be lively, spirited, and a bit louder—while others are marked Lo-Fi (L), offering a more relaxed, low-stimulation environment for those who prefer a quieter pace.



**Southern Connecticut
State University**

Family Orientation

5

8:15AM	Check-in, Move-in, and Get Ready!	West Campus Residence Complex
Arrive, check in, receive materials, and connect with Orientation staff and families.		
9:00AM-9:40AM	Shabooya! Welcome and Introductions	Lyman Center
We'll kick things off with a warm welcome from Southern's leadership team—then it's time for a favorite Southern tradition: Shabooya! Get ready for a high-energy introduction from the Orientation Ambassadors (OAs) that sets the tone for an unforgettable experience!		
9:40AM-9:45AM	Group Up!	Lyman Center Front Lawn
Students meet their orientation group and connect with their assigned OAs. Families will join the family orientation program at this time.		
9:40AM- 9:45AM	The Send-Off	Lyman Center Front Lawn
Now is the time to encourage your student as they start their Southern journey! Orientation groups will meet at the Lyman Center's front lawn, where Ambassadors will guide them with numbered paddles. While students connect, families can participate in the Family Orientation program to learn about campus life, resources, and how to support their student during this exciting chapter.		
9:50AM- 10:20AM	Being a College Parent	EN C112
Whether you're a parent, guardian, or supporter, the transition from high school to college is a journey for you, too. This session explores what it means to support a student through this important life change. Join the Dean of Students as he shares valuable insights, practical advice, and his perspective on how you can best support your student's growth, independence, and success throughout their college experience		
10:15AM- 10:45AM	Inquiring Owls: Supporting Students in their First Year	EN C112
The Office of First-Year Experience provides an inside look at what your student's academic journey will entail during their first year at Southern. This session highlights Inquiry 101 (INQ)—our signature first-year seminar course—and shares what students can expect in and out of the classroom. Families will also learn meaningful ways to support their student's transition and encourage academic and personal growth throughout the year.		
10:45AM- 11:00AM	Family Showdown: TRIVIA	EN C112
Why should students have all the fun? From Southern facts to general brain teasers, this fun-filled activity is a great way to connect, laugh, and maybe win some bragging rights along the way. Download Kahoot to make it easier!		
11:00AM-11:30AM	Money Matters: What Families Need to Know	EN C112
Understanding the logistics of paying your student's bill and navigating financial aid are essential. This session will provide facts and tips, including how to view the financial aid award and bill, important dates, payment plans and options, parent access to student information, and more. Get the information you need to support your student's financial success at Southern.		
11:30AM-12:15PM	Owl Talk: Student Voices on the College Experience	EN C112
Hear directly from current Southern students as they share honest insights about college life—from academics and campus involvement to challenges and personal growth. This panel is your chance to learn from their experiences, ask questions, and gain a better understanding of what it's really like to be a student at Southern.		
12:30PM- 1:20PM	Lunch Time Vibes	Connecticut Hall
Take a break and enjoy lunch with fellow families! This is a great opportunity to relax, recharge, and connect with other parents, supporters, and staff as you continue learning about your student's new journey at Southern.		
1:30PM- 2:15PM	Residence Life and Commuter Studnet Overviews	Varies
Home Sweet Home, Farnham Programming Space (Families of students living on campus) Learn about housing, residence life, and the on-campus experience.	Driving to Success, ASC 217- The Nest (Families of students commuting to campus) Learn about the commuter experience and strategies for staying connected.	
2:00PM-3:30PM	Family Connection Sessions: Explore, Connect, Learn	Wintergreen Building
Families are invited to explore campus resources and connect directly with key support offices during these flexible sessions. This is your opportunity to visit multiple areas, ask questions, and get personalized guidance tailored to your needs.		
Families of NCAA Athletes: Engage with athletics staff regarding the student-athlete experience in the <i>Farnham Programming Space</i> after the <i>Residence Life</i> presentation at 2:15 PM.	Family Orientation Survey Please scan the QR code to complete the Family Orientation Survey. Participants will receive a special gift at the Family Final Stop!	
Finances: Access, Aid & Payment Personalized support on billing, aid, and payment options.		
Navigating Mental Health Student wellbeing and available mental health resources.		
University Access Programs Support for first-generation and program-connected students.		
Campus Safety How the university supports a safe and secure campus.		
Academic & Accessibility Support Academic resources, support services, and accessibility options.	Family Final Stop Wrap up the day, connect one last time, and celebrate!	

Quick QR Codes

OTFE
Link Tree
Orientation Schedule
SCAN ME



Family Orientation
Survey

SCAN ME



Student Orientation
Survey

SCAN ME



SOUTHERN FAMILY DAY

Saturday, October 10th

Enjoy a fun-filled day with your students! Family Day is a part of our Homecoming festivities where alumni, families and students celebrate the spirit of Southern.



Orientation, Transition & Family Engagement



Buley Library 335
501 Crescent St
New Haven, CT, 06515



(203) 392-5189



orientation@southernct.edu



@scsu_orientation



Southern Connecticut State University Parents

YOUR ORIENTATION MENU GUIDE ⁷

Day 1

Lunch At Conn Hall 11:45am-1:30pm

Grill Station:

Chicken tenders
Incognito chicken tenders
Cheeseburgers
Black bean burgers
French fries
GF/VG Buns

Salad & Sandwich

Bar:

Fruit salad, Caesar &
Garden salad
Ham, salami, turkey, tuna
salad, cheese, veggies, rolls

Pizza & Pasta:

Cheese, Pepperoni, &
Margherita
Cauliflower crust pizza
Penne Pasta
Alfredo & Marinara sauce
Breadsticks

Chef's Table:

Fried rice bar
General Tso chicken
Veggies
Pork
Tofu
Chili garlic broccoli



Gluten-Free:

Simply sauteed kale
Asian marinated flank steak
Garlic roasted potatoes



Vegan:

Falafel
Pita wraps & chips
Hummus & Tzatziki sauce
Pickled red onions, tomatoes,
cucumbers, fresh dill, yucca fries

Desserts:

Cookies
Cupcakes
Pudding
Brownies

Dinner At Conn Hall 11:45am-1:30pm

Grill Station:

Chicken Tenders
Incognito Chicken Tenders
Cheeseburgers
Black bean burger
French fries

Salad & Sandwich

Bar:

Fruit salad, Caesar &
Garden salad
Ham, salami, turkey, tuna
salad, cheese, veggies, rolls

Pizza & Pasta:

Cheese, Pepperoni, &
Bacon
Cauliflower crust pizza
Penne pasta
Alfredo & Marinara sauce

Chef's Table & Hot Bar:

Jalepeno poppers
Sweet and sour meatballs
Mozzarella sticks
Gorgonzola arincini balls (GF)



Gluten-Free:

Cajun chicken breast
Jasmine rice
Zucchini with stewed tomatoes



Vegan:

Cauliflower steaks
Sauteed mushrooms
Mashed potatoes

Desserts:

Cookies
Cupcakes
Cake
Brownies

YOUR ORIENTATION MENU GUIDE

Day 2

Sunrise Breakfast on the Quad 8:15AM - 9:30AM



Start your morning with breakfast served outside
on the West Campus Quad!



Breakfast Sandwiches
Hashbrowns



Coffee, juice, & water

Lunch At Conn Hall 12:20PM - 1:20PM

Grill Station:

Chicken Tenders
Incognito Chicken Tenders
Cheeseburgers
Black bean burger
French fries

Salad & Sandwich

Bar:

Fruit salad, Caesar &
Garden salad
Ham, salami, turkey, tuna
salad, cheese, veggies, rolls

Pizza & Pasta:

Cheese, Pepperoni,
Mushroom, & Sausage
Cauliflower crust pizza
Penne pasta
Alfredo & Marinara sauce

Chef's Table & Hot Bar:

Chicken/veggie/pork
dumplings
Veggie eggrolls



Gluten-Free:

Corn tortillas
Ground beef, Fajita veggies,
Mexican rice, Sour cream, Pico
de gallo, & Salsa



Vegan:

Crispy fried tofu
Asian veggie lo mein

Desserts:

Cookies
Cupcakes
Pies
Cobblers

Ready to Soar?

9

Here's Everything to Complete Before New Owl Weekend:

Saturday, August 23th - Monday, August 25th

All new students are required to attend New Owl Welcome. Start working on the tasks below during Orientation—and be sure to complete them all before New Owl Welcome begins. This checklist will help you stay on track and fully prepared for your first week at Southern!

Students living on campus move in on Saturday August 23rd.

All students are required to participate in New Owl Welcome on Sunday, August 24th and Monday, August 25th.

ACADEMICS

- Register for classes & confirm your schedule
- Order textbooks & course materials
- Complete any placement tests (math, writing, language)
- Review your degree requirements in DegreeWorks

TECHNOLOGY

- Activate your Southern email & NetID
- Set up Multi-Factor Authentication (MFA)
- Download the Navigate app
- Access Blackboard (your learning management system)

HEALTH & SAFETY

- Submit immunization records to Health Services
- Upload health insurance info or enroll in SCSU plan
- Complete AlcoholEdu & Sexual Assault Prevention training
- Register for Southern Alert emergency notifications

FINANCES

- Complete FAFSA (School Code: 001406)
- Accept/decline financial aid in Banner Student
- Set up a payment plan or confirm bill payment. Payments are due by July 15th.
- Review your student account balance.

Your Financial Aid Checklist!

- Complete Your FAFSA at studentaid.gov.
- Make sure to include Southern's Federal school code: 001406
- You will receive an email when your financial aid award is complete at the personal email address listed on your application.
- Log in to Banner Student and accept or decline each aid source and answer the two Title IV authorization questions.
- If you accept a Direct Loan, complete Direct Loan Entrance Counseling and a Master Promissory Note at studentaid.gov.
- If your parent wishes to apply for a Direct PLUS loan, the application is available at studentaid.gov. If approved, they must complete a PLUS Promissory Note. If denied, you will be offered an additional Unsubsidized Direct Loan.
 - You should familiarize yourself with the new Parent Plus limits: <https://inside.southernct.edu/onestop/financial-aid/obbba>
- Loans will prorate if you are NOT registered full-time; this may affect your payment plan. There is a calculator to help determine bill amounts at <https://go.southernct.edu/calc-planning/>
- **Fall Semester Bills are Due July 15, 2026. Plan ahead! Your financial aid will not be credited toward your bill unless all requirements are met.**
- If you have been awarded a scholarship, forward the information to our office to add to your account.
- Additional payment options include SCSU payment plans or private education loans.
- Your award is based on full time enrollment (12 credits per semester) and the housing plan you indicated on your application (living on campus, at home with family or off campus). If either of these has changed, notify the Financial Aid Office promptly by submitting a Change of Award form.
- You must be enrolled full time (12 credits per semester) to receive aid
- Contact the Financial Aid Office with any questions by phone at (203) 392-5222, by email to financialaid@southernct.edu or on the web at southernct.edu/financialaid.

Southern Alert

Southern Alert is Southern Connecticut State University's emergency notification system, conveying important information to the campus community in the event of an emergency, criminal activity, weather related closing / delay / early dismissal, or other potentially hazardous situations. To register, please visit <http://www.southernct.edu/southernalert>



LiveSafe

The LiveSafe app provides students, faculty, and staff with a direct connection to campus safety so that everyone can easily communicate all of their safety related needs and concerns. Its easy-to-use features help you stay safe every day and enables the campus authorities to better protect all of us. To learn more, please visit <https://inside.southernct.edu/apps/livesafe>



Undergraduate Catalog

The undergraduate catalog details the latest available information regarding academic offerings and information for the academic year. The undergraduate catalog is provided to students and applicants for their general information and guidance only. We encourage students to confirm information and requirements with their advisors.

<http://catalog.southernct.edu/undergraduate/index.html>

Student Account Information

Student Checklist

Step 1: View Bill

- Go to login.southernct.edu
- Click on Banner Student
- Go to Bill and Payment

Once you are registered for classes, charges will be generated under ‘View Activity’

Step 2: Grant access to Parents/3rd Party to view and pay bill online

- Go to Bill and Payment
- Select “Authorized Users” and “Add Authorized User”
- They will receive an email with a temporary password to log in.

Step 3: Grant access to Parents/3rd Party to discuss bill

- In order for us to speak to anyone except for you about your account you need to assign them a 4-digit pin code.
- Go to Records and Registration
- Select “Authorization to Release Records”

Step 4: Set up Direct Deposit

- Go to Bill and Payment
- Select “Personal Profile” and click “Payment Profile”

Step 5: Make Payment

You can make payment in full, or enroll in a payment plan. If you want to establish a payment plan, do not make payment first, the payment plan will guide you through the plan set up and collect the payment at the end.

E-Communication

All bill notifications are sent to your SCSU email. Log in at webmail.southernct.edu to stay up to date on important account information

Online Account

Students and Authorized Users can log in online to:

- Add Authorized User/Parents
- Enroll in Payment Plan
- Retrieve 1098-T Tax Statements
- Sign Up for Direct Deposit
- View/Pay Your Bill
- View Holds

Payment Methods

eCheck is the easiest way to pay your bill as there is no waiting in line, and no processing fees. Cash and check payments are accepted in person.

Please note: Credit cards are accepted online, however they carry a non-refundable service fee.

Cost

Please visit the ‘Tuition and Fees’ section of the One Stop website for a full list of our approved rates. This website also contains eligibility criteria and contact information for available student and employee waivers as approved by the CT Board of Regents for Higher Education.

Veteran Benefits

Veterans, service members, and certain dependents may be eligible for educational benefits and assistance through the Department of Veterans Affairs, State of Connecticut and Department of Defense. These programs include, but are not limited to, VA Educational Benefits, Federal Tuition Assistance, and the CT State Veterans Tuition Waiver. Additional information on these programs and how to apply can be found in the “Veteran Benefits” section of our website.

Due Dates

July 15th	Fall Bills Due
December 15th	Spring Bills Due

Payment is due upon registration if registering after the bill due date, or when registering for winter, spring break, or summer session.

Payment Plans

SCSU offers interest free payment plans for fall, spring and summer! Payment plans must be established when payment of financial aid cannot satisfy your balance in full by the due date.

The first payment and a \$45 enrollment fee are due at the time of enrollment. Payment plans are due on the 15th of the month thereafter.

Fall

April Plan	7 Payments
May Plan	6 Payments
June Plan	5 Payments
July Plan	4 Payments

Summer

March Plan	4 Payments
April Plan	3 Payments
May Plan	2 Payments

Spring

November Plan	5 Payments
December Plan	4 Payments

Students who register after the bill due date may enroll for the remaining installments.

**Veterans can choose a deferred payment plan with no enrollment fee.*

SCSU Technology Resources

Contact Information Technology Support

- Buley Library 1st Floor – Next to the computer lab near main entrance
- Buley Library 4th Floor room 439 – Glass wall near the rear elevators
- Call the Help Desk for 24/7 live support at: 203 – 392 – 5123
- Chat with an agent 24/7 via the Self-Help Portal at <https://helpdesk.southernct.edu/>
- Email the Help Desk at helpdesk@SouthernCT.edu

MySCSU & Office365 Email Account

- Students, Faculty, and Staff who are affiliated with SCSU are provided with an email address like so:
 - Email: OtusOwl1@SouthernCT.edu
 - Username: OtusOwl1
 - Password: SCSU!mmddyy – Where mmddyy is your birth date i.e. SCSU!032083
- **Go to:** <https://MySCSU.SouthernCT.edu>
- **First time login requirements:**
 1. Set up security information: Cell phone number and alternate email address
 2. Setup Multifactor Authentication (MFA): Authenticator app, text, or phone call
 - a. *MFA is an enhanced security measure to protect your account from malicious hackers by requiring two-step verification to login. For more details about MFA, please visit <https://helpdesk.southernct.edu/> and search for “MFA” help articles.*
 3. Reset Password – create a new password (8 characters, letters, numbers, symbol)
- **Resources available via MySCSU Portal:**
 - Blackboard Learn 9
 - Outlook Email, Teams and OneDrive
 - BannerWeb (Student Records, Bill Pay)
 - Hoot Loot Card Services
 - Office 365 (Download Office Suite for

Wi-Fi Access

- **Wireless network:** *Eduroam*
- **To connect:** Enter your full SCSU email address and password

For further information, visit: <https://helpdesk.southernct.edu/> and search for the "Wireless Access at SCSU" article.

Students living in the Residence Halls are provided internet through Comcast and should contact ResLife for assistance.

Printing on Campus

Printing devices are available in open access areas below and provide print, copy, and scan features at every location. The cost per page will be charged against your Hoot Loot balance.

- Buley 1st Floor Labs (Color and Black & White)
- Adanti Student Center 1st Floor Food Court
- Engleman 1st Floor – Across from Bagel Wagon
- Jennings 1st Floor – Near Room 134
- North Campus – Room 113 Lab

For further information on pricing and how to print, scan, copy and email visit:
<https://helpdesk.southernct.edu/> and search for the "Printing on Campus" article.

Computer Recommendations

Outlined below are our minimum specifications to be considered when purchasing a Windows or Mac computer to support your educational needs. These specs may vary depending on the program or courses the student is involved in.

- **Processor:** Intel dual-Core i5
- **To connect:** 512GB PCIe-based Solid State Drive
- **Memory:** 16GB Ram

Note: Chromebooks and tablets are **not recommended for primary devices, as they are **not** compatible with all software/platform.*



QR CODE CORNER





Southern Supports Belonging, Success, & Wellbeing

SCAN THE CODES TO EXPLORE OFFICES, LOCATIONS, HOURS, AND CURRENT CONTACT INFORMATION

RESOURCES FOR BELONGING | Find your people, build community, and feel at home at Southern.

	Multicultural Center ADANTI STUDENT CENTER - RM234	Fosters cultural identity, inclusion, intercultural learning, and community-building through programs, advocacy, and student support.
	Sexuality and Gender Equality(SAGE) Center ADANTI STUDENTCENTER - RM235	Supports LGBTQIA+ students and allies through education, affirming resources, connection, and advocacy.
	Orientation, Transition, and Family Engagement BULEY LIBRARY- 3RDFLOOR	Helps new students and families navigate Southern, build connections, and understand campus expectations and resources.
	Student Involvement and Leadership Development ADANTI STUDENT CENTER - RM202	Connects students to clubs, organizations, leadership opportunities, and campus traditions that strengthen belonging.
	Veterans Center ENGLEMANHALL - RM A014	Supports military-connected students with transition assistance, community, resources, and guidance navigating campus and benefits.

RESOURCESFOR SUCCESS| Get the academic, career, and practical support you need to keep moving forward.

	Center for Academic Success & Accessibility Services(CASAS) BULEY LIBRARY-RM303	Provides tutoring, accessibility accommodations, academic skill-building, and support to help students succeed in their courses.
	Academic Advising BULEY LIBRARY - RM102	Helps students understand degree requirements, choose courses, plan academic pathways, and stay on track toward graduation.
	Basic Needs Resources ENGLEMAN HALL - RM A106	Connects students with support for food, housing, finances, and other essential needs that can affect academic success.
	Career & Professional Development BULEY LIBRARY-RM102	Helps students explore careers, prepare resumes and interviews, find internships/jobs, and connect learning to future goals.
	University Access Programs (UAP) ENGLEMAN HALL - RM B029	Supports eligible students through academic advising, mentoring, skill-building, and resources that promote access, persistence, and graduation.

RESOURCES FOR WELLBEING| Care for your mental, physical, emotional, and social wellbeing.

	Counseling Services ENGLEMAN HALL - RM B219	Offers confidential mental health counseling, crisis support, outreach, and referrals to support students' emotional wellbeing.
	Violence Prevention, Victim Advocacy, and Support Center (VPAS) SCHWARTZ HALL - RM 100	Provides prevention education, confidential advocacy, and support for students affected by violence, harm, or abuse.
	Wellbeing Center SCHWARTZ HALL - RM 100	Promotes healthy habits, stress management, connection, and wellbeing through programs, coaching, and campus-wide initiatives.
	Health Services GRANOFF HALL	Provides student health care, education, prevention, and referrals to support physical health and wellness.
	Campus Recreation & Fitness ADANTI STUDENT CENTER - RM204	Offers fitness, recreation, intramural, and wellness opportunities that help students stay active and connected.

Welcome to the SCSU Bookstore, YourOne-StopSuccessShop

Located on the ground floor of the Adanti Student Center, right in the heart of campus,
The SCSU Bookstore has everything you need for class, and more!

We carry everything you need for class.

At the SCSU Bookstore you can RENT your textbooks (you'll save up to 80% off the new price of a book)! We also carry New books, Used books, and Digital titles.

Show your school spirit!

Come on in and shop all the latest SCSU styles. Can't make it to campus? We also have a great website so you can order from comfort of your couch

We Accept Student Financial Aid

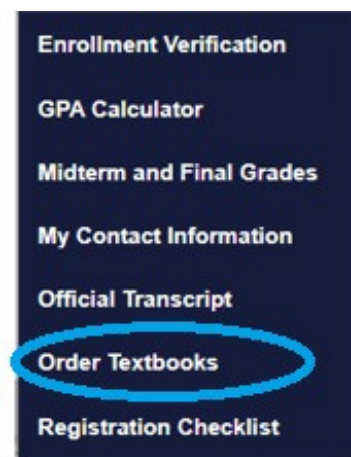
Visit the Hoot Loot website or contact them directly to determine if you have funds available, and how to transfer the money to your Hoot Loot card to be used in the Bookstore.

Use your funds to purchase everything you need for school - including course materials, school supplies, laptops, spirit gear, and even a snack to help you keep your focus.

Getting your course materials is easy!

Order online today and we'll have your books waiting for you during Move-In Weekend

1. Go to MyApps at <https://login.southernct.edu> and open Banner Student
2. Select Records & Registration > Order Textbooks (This will open a new tab with the Bookstore website)
3. Your required course materials have been preloaded!
4. Choose to Rent or Buy your New, Used or Digital course materials.
5. Select your preferred shipping option & proceed to checkout.
We'll email you when your order has shipped or is ready for FREE in-store pickup.



Shopping for course materials in store?

We make it as easy as 1, 2, 3, 4... Our team is ready help you!

1. Visit us in store with your course schedule.
2. Find your Department and Class in our course materials aisles, which are in alphabetical order by your 3-letter course abbreviation.
3. Match your schedule's department and course number to the easy-to-find shelf tags under each stack of books.
4. Choose to Buy, Rent or Download your course materials.

rent		buy	
used	\$ 92.85	used	\$ 141.00
new	\$ 127.85	new	\$ 188.00
digital	\$ 49.99	digital	\$ 86.99

Don't see it here? Check MGT 450 Section 01
Printed 08/19/2021 F21

Summer 2026 Hours

Monday - Thursday 10a - 4p
Friday - 10a - 1p

2026 Special Dates

Sunday 6/28 - 12p-4p
6/19, 7/3, 7/31 - Closed



Looking to get involved? OwlConnect is your one-stop hub for clubs, events, and everything happening on campus!



Fall 2025 Programs & Activities

Involvement Fair

September 2nd 2026 12-2pm

W.O.W. Runs From August 25th to September 1st!

Start your semester with events that help you connect, explore, and get involved!

Week of Welcome

A week full of fun, free events designed to help you meet other students, learn your way around campus, and kick off the semester with good vibes.

Involvement Fair

Meet representatives from clubs, organizations, and campus departments—all in one place! It's your chance to explore your interests and join the communities that make Southern special.

Living on campus means more than just having a place to sleep—it's your front-row seat to events, friendships, and unforgettable college memories. Make it official and experience all Southern has to offer, right outside your door.



Find Your People. Explore Opportunities. Begin Your Leadership Journey.

Before classes begin, join a community of new students committed to making the most of their Southern experience!

During this three-day pre-college program, you will:

- Discover the people, programs, and resources available to help you
- Develop skills that will help make the transition to college easier
- Explore how leadership begins with connection and involvement
 - Learn what it means to lead at Southern

Begin your Southern journey with confidence, connection, and purpose!

PROGRAM DATES: Wednesday, August 19 - Friday, August 21

APPLICATION DEADLINE 07/10/26

"FLEX helped me find my people before classes even started. By the first day of classes, I already felt like I belonged."- FLEX – Class of 2029

"FLEX helped me step outside of my comfort zone. I met amazing people, learned about opportunities on campus, and started college feeling connected instead of overwhelmed."- FLEX – Class of 2028

APPLY HERE

FLEX is open to ALL first-year students.
Space is limited. Apply now!



FOR MORE INFORMATION, CONTACT VANESSA HUNTER: HUNTERV1@SOUTHERNCT.EDU



CASAS

The Center For Academic Success
and Accessibility Services



CASAS WEBSITE



ACCESSIBILITY

ACADEMIC SUCCESS

CASAS offers tutoring for almost all courses on campus. As well as Peer Academic Leaders (PALs) who are paired with certain courses to provide students with content based support.

ENGLISH LANGUAGE LEARNER SUPPORT (ELL)

Services available to students who are bilingual and looking for support academically and with the English language structure

ACADEMIC COACHING

Academic coaching is designed to help students identify barriers to their academic success and assist them in creating action plans to overcome those challenges.

ACCESSIBILITY SERVICES

SCSU has the responsibility to ensure access for all qualified students and to provide reasonable accommodations for those with documented disabilities.

SUMMER INSTITUTE

Preparing incoming first-year students to succeed and excel during their first semester and beyond. You'll gain crucial academic skills and strategies, prepare for the demands of college-level courses, and begin MAT-100P early. Your ALEKS program fee will be covered —a \$70 value—

MENTOR ACADEMIC PARTNERSHIP PROGRAM (MAP)

Supports the academic, social and communication needs and goals of neurodivergent and other students at Southern. Through a safe, supportive and encouraging environment, participating students learn to strengthen their academic, social, communication, self-advocacy, problem-solving and executive functioning skills in order to become more engaged in campus life and navigate the challenges of life in college and beyond.

Welcome to Southern! We at the Center for Academic Success and Accessibility Services (CASAS) are excited to have you with us.

Do you have a disability or other diagnosed condition? Did you have an IEP or 504 Plan in high school? Did you receive academic or other accommodations at your previous institution?

If so, you may be eligible for accommodations at SCSU, and CASAS can help!

APPLYING FOR ACCOMMODATIONS IS AS EASY AS 1-2-3!

SCSU provides reasonable accommodations to students with documented disabilities in accordance with federal and state laws. Accommodations are designed to ensure equal access to – and removal / reduction of barriers to – learning. Students with temporary health conditions (e.g., concussions and other medical issues), who are English language learners, or who may be pregnant or experiencing pregnancy-related conditions also may be eligible for accommodations. Eligibility for accommodations is determined on an individualized basis. To get started:

STEP 1 – Register with CASAS.

Complete the electronic student accommodation intake form on our website (see over), or visit the CASAS office in Buley Library 303, where one of our friendly Success Navigators will assist you.

STEP 2 – Submit Your Documentation.

Appropriate documentation is necessary for CASAS staff to be able to understand how your requested accommodation(s) would help to mitigate the impact of your disability and provide equal access to your education. Examples include:

- For Students with IEPs – Copies of your most recent IEP and triennial evaluations (including academic achievement, cognitive, speech and language, occupational and physical therapy, audiology, etc.)
- For Students with 504 Plans – Copies of your most recent 504 Plan and current healthcare information related to your need for the 504 Plan.
- For Other Students – Documentation from your current healthcare provider. The provider may either complete the CASAS form (available on our website) or submit a letter on their own letterhead addressing the questions on the CASAS form. Documentation must be from a licensed, qualified provider with whom you have an ongoing therapeutic relationship.
- For Transfer Students – In addition to the documentation described above, a copy of your most recent accommodation letter from your previous college or university.

To submit documentation:

- Upload it at the bottom of the electronic intake form when you register with CASAS,
- Email it to casas@southernct.edu,
- Fax it to (203) 392-6829, or
- Drop it off at the CASAS office (Buley Library 303) in a sealed envelope labeled “For CASAS Accessibility Staff”.

STEP 3 – Schedule an Intake Meeting.

You and a CASAS accessibility staff member will meet to engage in an interactive discussion and review your documentation to better understand your needs at SCSU. In most cases, CASAS staff will determine eligibility at the meeting. In some cases, though, more documentation may be needed, and a follow-up meeting will be scheduled. Meetings are held in person at CASAS or virtually through Microsoft Teams (not held over the phone). If you request a virtual meeting, you’ll receive a Teams link before the meeting. You can schedule an intake meeting:

- Through the Accommodate Portal
- By calling CASAS at (203) 392-6828 or
- By visiting the CASAS office

CASAS strongly encourages students to submit documentation and schedule intake meetings beginning in June or earlier (for Fall admissions) or December or earlier (for Spring admissions). Students who wait until arriving on campus may find it difficult to schedule an intake meeting for several weeks due to the large volume of intakes at CASAS. Students also should be mindful that many providers take several weeks to complete and return accommodation documentation forms.

QUESTIONS?

- **Visit** – <https://inside.southernct.edu/casas/accessibility-services>
- **Scan**



- **Call** – (203) 392-6828
- **Stop By** – Buley Library 303

We look forward to meeting you!



REGISTER FOR YOUR SOUTHERN START (YSS) SUMMER INSTITUTE!

Join us for this incredibly special opportunity to kick off your educational journey at SCSU.

Students who join the YSS Summer Institute will...

- Start their first semester with an improved and strengthened academic foundation
- Connect with like-minded peers and ease the transition into the SCSU community
- Learn and practice academic success skills and strategies
- Have the opportunity to complete MAT-095 early
- ...and take part in fun group events, activities, and more!

REGISTRATION INFORMATION:



July 7-August 6, 2026
Monday - Thursday

With MAT-095: 8:30am-3:00pm
Otherwise: 10:30am-2:00pm

SAVE THE DATES 2026-27

ADANTI STUDENT CENTER BALLROOM
SOUTHERN CONNECTICUT STATE UNIVERSITY



PART-TIME JOB FAIR

WED | AUG 26 | 2026 | 12 - 3PM

EDGE FAIR

WED | OCT 28 | 2026 | 1 - 3PM

INDUSTRY FAIRS

WED | MAR 3 | 2027 | 12 - 2:30PM

- Business
- STEM and Manufacturing
- Communications & Marketing and the Arts
- Recreation, Tourism, and Sport Management

THU | MAR 4 | 2027 | 4 - 6PM

- Healthcare
- Nursing
- Social Work
- MFT and Counseling

THU | MAR 31 | 2027 | 4 - 6PM

- Education

Scan or click
for details:



tinyurl.com/3x4m2zk4



Every
Background
EVERY DREAM

SOUTHERN DINING FIELD GUIDE

WHERE CAN I EAT ON CAMPUS?

1.) Connecticut Hall

An all-you-care-to-eat dining hall. Those with dietary restrictions will find many options whether they are gluten sensitive, vegan, or have food allergies.

2.) Student Center Food Court

A full-service food court with four different culinary concepts to choose from: Tres Habaneros, a Mexican grill; SubConnection, a built-to-order sandwich station; The Grill, a classic, American fare location; and Peking Plate, a made-to-order stir fry station.

3.) Student Center Dunkin'

The on-campus Dunkin' location serves all of your favorite items with convenient access.

4.) Buley Library Owl Perch

We proudly serve Starbucks products at this cafe-style spot in the library. Whether it's a coffee, a pastry, or one of our Simply To Go items, Owl Perch as you covered.

5.) Engleman Hall Bagel Wagon

Serving all your favorite snacks, Bagel Wagon is a convenience store you can stop at going to and from class.

6.) North Campus Roberta's

This convenience store has a selection of groceries, snacks, toiletries, and anything else you may need in your apartment.



HOW CAN I STAY CONNECTED?

- Check out our website

 southernct.sodexomyway.com

- Text "OWLS" to 82257 for updates sent right to your phone*
- Be on the lookout for our flyers and calendars posted around campus
- Follow us on our social media pages



WHAT ELSE SHOULD I KNOW?

The Everyday app has information on allergens, menus, hours of operation, and special promotions - it even links to your meal plan!



Feeling hungry but don't want to leave your residence? Place an order through the Everyday App and have it delivered by a KiwiBot!



Dining with allergens or dietary restrictions? Schedule time with our District Dietitian (samantha.standish@sodexo.com) to learn more about how we can best suit your needs.



*Max 10 text messages/month. Msg and Data Rates May Apply. Subscribers must be 13 years or older. Minors should check with Parents/Guardians before subscribing. By texting the keyword you agree to receive marketing text msgs from Sodexo to your mobile phone number. Text STOP to 82257 to unsubscribe at any time. Text HELP to 82257 or e-mail support@mydtx.com for assistance. Mobile Terms and Conditions and Privacy Policy at www.mydtx.com.

Programa de Actividades: Orientación Familiar 2026

Todos los programas antes del almuerzo ofrecerán español. Después del almuerzo, solo los programas marcados con un asterisco se van a ofrecer en español.

8:15AM	¡Regístrate, Múdate y Prepárate!	West Campus Residence Complex
Llegue, regístrese, reciba los materiales y conéctese con el personal de Orientación y las familias.		
9:00AM-9:40AM	Shabooya! Bienvenida y Presentaciones	Lyman Center
Comienza el día con una bienvenida llena de energía por parte de los líderes del campus y los Embajadores de Orientación.		
9:40AM- 9:45AM	La Despedida	Lyman Center Front Lawn
Los estudiantes pasan a sus grupos mientras que las familias comienzan su programa de orientación.		
9:45AM- 10:15AM	Apoyando a Sus Estudiantes	EN C105
Aprenda cómo apoyar el crecimiento, la independencia y el éxito de su estudiante.		
10:15AM- 10:45AM	Pagando el costo Universitario: Lo que las familias necesitan saber	EN C105
Conozca importante información sobre la ayuda financiera, la factura estudiantil y opciones de pago.		
10:45AM- 11:15AM	Búhos curiosos: Apoyando a Los Estudiantes en Su Primer Año	EN C105
Descubra qué esperar en el ambiente académico de Southern y cómo apoyar la exitosa transición de su estudiante.		
11:15AM- 11:30AM	TRIVIA	EN C105
Conéctate con otras familias a través de una actividad divertida e interactiva.		
11:30AM-12:15PM	Charla de búhos: Escucha a los estudiantes hablar sobre sus experiencias	EN C105
Escucha directamente a los estudiantes actuales sobre sus experiencias universitarias.		
12:30PM- 1:20PM	Hora de Almuerzo	Conn Hall
¡Buen Provecho! Relájese y conéctese con otras familias y con el personal universitario.		
1:30PM- 3:30PM	Sesiones de conexión familiar: Explora, conecta y aprende	Varies
Se invita a las familias a explorar los recursos que ofrece la Universidad y a conectarse directamente con las oficinas de apoyo importante durante estas flexibles sesiones. Esta es su oportunidad para visitar diversas áreas y recibir respuestas a sus preguntas.		

1:30PM- 2:15PM ONLY

***Home Sweet Home, Connecticut Hall Special Dining Room (Familias de estudiantes que vivirán en la Universidad)** Infórmese sobre el alojamiento, la vida residencial y las experiencias Universitarias.

Conduciendo hacia el Éxito, ASC 217-The Nest (para familias de estudiantes que viajan diariamente a la Universidad) Infórmese sobre la experiencia de estudiantes no residenciales, los programas especiales diseñados para los estudiantes, y las estrategias para mantenerse conectado a la vida universitaria.

Todos los siguientes programas se llevarán a cabo en Wintergreen excepto por el programa Atlético
Disponible de 2:00PM hasta las 3:30PM

Finanzas: Preguntas y Apoyo, Las Citas Comienzan a la 1:30 p.m.

Comuníquese con el personal Universitario para recibir asistencia personalizada sobre su factura, ayuda financiera y opciones de pago.

Seguridad Universitaria: Colaborando para proteger a nuestros estudiantes y Universidad

Aprenda cómo la universidad promueve un campus seguro y protegido.

Navegando la salud mental en la universidad

Infórmese sobre el bienestar estudiantil y los recursos de salud mental disponibles.

University Access Programs (UAP)

Infórmese sobre el apoyo para estudiantes de primera generación y estudiantes de SEOP.

Apoyo Académico y de Accesibilidad con El Centro de Éxito Académico y Servicios de Accesibilidad (CASAS)

Infórmese sobre los recursos académicos, los servicios de apoyo y las opciones de accesibilidad.

Última Parada

Antes de irse, pase por aquí para disfrutar de un dulce y recibir un regalo. Este es un buen momento para hacer preguntas finales y tener conversaciones individuales con algunas de las personas que han conocido a lo largo del día.





East Campus

- 1 Facilities Operations (FO)
- 2 Education Center (EC)
- 3 Davis Hall (DA)
- 4 Fitch Street Garage (FSG)
(Faculty, Staff, Commuter Students,
Graduate Students, Visitors)
- 5 Pelz Gymnasium (PE)
- 6 College of Health and Human Services
Building (HHS)
- 7 Academic Science and Laboratory
Building (ASL)
- 8 Jennings Hall (JE)
- 9 Morrill Hall (MO)
- 10 Classroom Building 8 (TE8)
- 11 Old School of Business (OSOB)
- 12 Engleman Hall (EN)
- 13 Buley Library (BU)
- 14 Lyman Center (LY)
- 15 Earl Hall (EA)
- 16 Adanti Student Center (ASC)

West Campus









- 17 Connecticut Hall (CO) - Food Service
- 18 Schwartz Hall (SZ)
- Residence Hall and Housing Office
- 19 Ethnic Heritage Center (ST)
- 20 Alumni House (AH)
- 21 Lang House (LA) - Department of Social Work
- 22 Orlando House (OR) - Department of Public
Health
- 23 Brownell Hall (BR) - Residence Hall
- 24 Farnham Hall (FH) - Residence Hall
- 25 Wilkinson Hall (WI) - Residence Hall
- 26 Chase Hall (CH) - Residence Hall
- 27 West Campus Garage (WCG)
(Commuter, Residence Hall, and Graduate Students)
- 28 Hickerson Hall (HI) - Residence Hall
- 29 Neff Hall (NE) - Residence Hall
- 30 West Campus Residence Complex (WC)
- 31 University Police and Granoff Student Health
Center (GR)
- 32 Office Building 1 (OB1)
- 33 New School of Business (SB)

North Campus

- 34 Energy Center (EC)
- 35 Moore Field House (MFH)
- 36 Wintergreen Building (WT)
- 37 Jess Dow Field (JDF)
- 38 North Campus Residence Complex (NC)
- 39 Wintergreen Avenue Garage (WTG)
(Faculty, Staff, Residence Hall and
Commuter Students, Graduate Students,
Visitors)

Parking Information:

Cars regularly parked on campus must display a current SCSU Parking Permit. Visitors to the campus must obtain a visitor pass at the University Police Department prior to parking. Specific instructions are contained in the Campus Parking and Traffic Regulations.

-  Faculty and Staff Parking
-  Shuttle Bus Stop
-  Commuter Students Parking
-  Municipal Bus Stop
-  Residence Hall Students Parking
-  Emergency Phone
-  Graduate Student Parking
-  Graduate Student Parking after 4:30 p.m.